



# SPARE PARTS LIST

Models ES2, 19 Rigid Frame and 19 Spring Frame  
for 1955

---

PRICE - 2S. 6D.

---

NORTON MOTORS LIMITED  
Bracebridge Street, Birmingham 6, England

Phone: Aston Cross 3711 (Private Branch Exchange)

Grams: "Nortomo, Birmingham."

**NOTE**

**SPARE PARTS COMMON TO  
MODELS 19R AND 19SF ARE  
LISTED AS FOR MODEL 19**

## INDEX

	Page		Page
Air control cable ... ..	15	Magneto and air control levers ... ..	14
Amal carburetter ... ..	10	Magneto control cable ... ..	15
Chassis (front and rear) ... ..	24	Magdyno or magneto driving parts and fittings ... ..	8
Clutch control cable ... ..	16	Main bearings ... ..	5
Clutch group ... ..	19	Number plates and fittings (front and rear) ... ..	28
Connecting rods ... ..	10	Oil pipes and fittings ... ..	17
Control cable adjusters and nipples ... ..	15	Oil tank and fittings ... ..	16
Crankcase, engine plate, bolts, etc. ... ..	7	Overhead rockers ... ..	8
Crankcase and fittings ... ..	5	Petrol tanks and fittings ... ..	16
Cylinder barrel and head ... ..	8	Pillion footrests and fittings ... ..	30
Dry sump oil pump and drive parts ... ..	8	Pistons and rings ... ..	10
Dual seat and fittings ... ..	28	Positive footchange parts ... ..	20
Electric horn and fittings ... ..	31	Prop stand ... ..	26
Engine plates (front and rear) ... ..	25	Push rods and fittings ... ..	7
Engine sprocket ... ..	22	Rear brake pedal and fittings ... ..	25
Exhaust control cable ... ..	16	Rear brake rod and fittings ... ..	25
Exhaust lifter control lever ... ..	15	Rear chain adjusters ... ..	24
Exhaust pipes and fittings ... ..	12	Rear chainguard and fittings ... ..	25
Exhaust lifter and fittings ... ..	7	Rear hubs and fittings ... ..	22
Flywheel assemblies and big end bearings ... ..	5	Rear lamp and fittings ... ..	31
Footrests and fittings ... ..	25	Rear mudguard, stays and fittings ... ..	28
Forks and steering damper (Norton roadholder) ... ..	12	Rocket box and fittings ... ..	7
Frames ... ..	26	Rubber cable clips ... ..	32
Frame near springing ... ..	26	Silencer and fittings ... ..	12
Front brake control cable ... ..	16	Speedometer and fittings ... ..	30
Front brake and clutch control levers ... ..	15	Stand and fittings (front) ... ..	30
Front chaincase and fittings ... ..	24	Stand and fittings (rear) ... ..	30
Front hubs and fittings ... ..	22	Swinging arm and fittings ... ..	26
Front mudguard, stays and fittings ... ..	26	Tappets ... ..	7
Gearbox axle sprocket ... ..	19	Throttle control cable ... ..	16
Gearbox fixing bolts ... ..	17	Timing gear ... ..	7
Gearbox front chain adjuster ... ..	17	Tool box and fittings ... ..	28
Gearbox pinions, shafts and bearings ... ..	17	Tools ... ..	31
Gearbox shell ... ..	17	Transfers ... ..	32
Handlebars and fittings ... ..	14	Twist grip ... ..	15
Headlamp and parts ... ..	31	Valves, guides, springs and fittings ... ..	10
Hub brake shoes and linings ... ..	22	Voltage regulator and fittings ... ..	31
Hubs (parts common to front and rear) ... ..	22	Wheel—complete assemblies (front and rear) ... ..	20
Kickstarter parts ... ..	19	Wheel rims and spokes ... ..	20
Legshields and fittings ... ..	32	Wheel with hub shell only (front and rear) ... ..	20
Magdyno parts (Lucas) ... ..	31		

## INSTRUCTIONS FOR ORDERING SPARE PARTS

This Spare Parts List deals with replacement parts for Models ES2, 19R and 19SF of 1955 manufacture.

It is most essential that the Engine and Frame Number of the machine is stated. The Engine Number is to be found on the transmission side of the Crankcase, and the Frame Number is stamped on the Head Lug of the Frame, below the steering damper anchor plate. It is always advisable to order parts on a separate sheet, and not to include on the same sheet other matter of a different nature ; this facilitates prompt despatch.

It is found in a number of instances that money orders and postal orders are sent in parcels containing patterns ; this is inadvisable. We strongly recommend parts as patterns being despatched separately, and a covering letter sent containing the remittance for replacement parts.

## RETURNING MACHINES FOR OVERHAULING

When returning machines or parts for repair or overhaul, these should be sent carriage paid, and with the sender's name and address in full securely attached. It is also advisable to state on the tally that a letter has been sent respecting the parts, and giving the date. All easily detached fittings should be removed, such as Lamps, Horns, Tool Bags, Speedometers, etc. ; these are liable to be lost or damaged in transit, and the Company cannot accept any responsibility for them.

## ESTIMATES FOR REPAIRING MACHINES

We are always prepared to give approximate estimates for the cost of repairs ; it is quite impossible to give a firm quotation. Additional parts may be found necessary during the process of repair, unforeseen when preparing an estimate. Should our estimate for repair not be accepted, a charge may be made in accordance with work entailed in dismantling and re-assembling. When we give an estimate for cost of repairs, and this is curtailed by the owner, we cannot accept any responsibility for the performance of the machine ; it is always preferable to accept our estimate in full.

## TERMS OF BUSINESS

Our terms are strictly nett cash with order or cash against prepayment invoice. The exact amount, plus 5% to cover postage or carriage and packing (subject to a minimum of 6d.), packing cases or crates to be extra, must be remitted, or when the cost of the parts required is unknown, a sum likely to cover the cost should be enclosed ; if the amount remitted is more than the cost of the parts that are ordered, the balance will be returned. Cheques and postal orders should be made payable to "Norton Motors, Ltd.," and crossed Barclays Bank, Ltd. Prices quoted in this list do not include the cost of carriage or fitting. We reserve the right to alter prices or specification of any parts at any time without notice. Where parts are urgently required, remittance may be sent by Telegraphic Money Order, but it is absolutely essential that the sender fill in his name and address in the space provided on the Post Office Money Order Form. Unless this is done, the Post Office do not give us the information in the telegram. It is necessary that all orders given by wire or 'phone should be confirmed by letter at the earliest opportunity.

## DEPOSIT ACCOUNT

We strongly recommend riders of our machines to open a deposit account ; this can be done by depositing with us not less than £10. This will ensure goods to that value being despatched with the least possible delay. When ordering by 'phone, wire or post, this often avoids great inconvenience, and for the benefit of the depositor, a monthly statement of account is rendered, showing credit balance. Under no circumstances whatever can parts be despatched without remittance covering same has been sent, unless a deposit account is opened. Should the machine be disposed of at a later date, we are always prepared to remit any amount that may be remaining.

## PARTS BY C.O.D. SYSTEM

Unless remittance is received with order, parts are despatched by C.O.D. System or against proforma invoice at our discretion.

PART No.	PLATE No.	DESCRIPTION	QTY.	USED ON	PRICE EACH
<b>CRANKCASE AND FITTINGS</b>					£ s. d.
E2/1	—	Crankcase with timing cover, magneto chain cover and bushes (less studs and tappet guides) ... ..	1	ES2, 19	12 12 0
A2/703	A.38	Driving side half crankcase ... ..	1	ES2, 19	4 0 0
E2/704	A.44	Timing side half crankcase ... .. (Halves of crankcases cannot be supplied separately. Therefore it is necessary to return the sound half, also timing cover for matching in the works.)	1	ES2, 19	5 6 0
D3T/2	—	Crankcase cylinder studs ... ..	4	ES2, 19	1 0
C2/6	A.20	Crankcase timing cover with bushes ... ..	1	ES2, 19	2 10 0
A3/93	A.16	Timing cover screw, cheese head (top) ... ..	3	ES2, 19	5
C2/96	A.17	Timing cover screw, cheese head (bottom) ... ..	3	ES2, 19	5
C2/37	A.18	Timing cover screw, countersunk ... ..	2	ES2, 19	5
A2/9	A.36	Magneto chain cover ... ..	1	ES2, 19	16 0
C2/687	A.37	Magneto chain cover screw (short) ... ..	2	ES2, 19	5
C2/688	A.19	Magneto chain cover screw (long) ... ..	1	ES2, 19	9
A2/722	—	Fibre washers for cheese head screws ... ..	9	ES2, 19	1
A2/10	A.30	Magneto chain cover pipe with nut ... ..	1	ES2, 19	3 0
A2/11	A.29	Magneto chain cover pipe union ... ..	1	ES2, 19	1 6
C2/12	A.27	Timing cover and mainshaft oil connection jet ... ..	1	ES2, 19	4 0
C2/13	A.26	Timing cover and mainshaft oil connection holder ... ..	1	ES2, 19	5 0
A2/14	A.28	Mainshaft oil connection jet spring ... ..	1	ES2, 19	3
A2/15	A.23	Pressure release ball, 2" ... ..	1	ES2, 19	3
A2/16	A.22	Pressure release ball spring ... ..	1	ES2, 19	2
C2/17	A.21	Pressure release ball screw ... ..	1	ES2, 19	8
C2/18	A.14	Camshaft bush crankcase (inlet and exhaust) ... ..	2	ES2, 19	5 0
C2/19	A.25	Camshaft bush (timing cover) inlet ... ..	1	ES2, 19	5 0
A2/20	A.24	Camshaft bush (timing cover) exhaust ... ..	1	ES2, 19	5 0
13765	A.40	Crankcase drain plug ... ..	1	ES2, 19	1 0
13881	A.39	Crankcase drain plug washer ... ..	1	ES2, 19	3
A2/476	—	Crankcase breather with pipe (driving side) ... ..	1	ES2, 19	3 6
A2/707	A.5	Crankcase breather ... ..	1	ES2, 19	2 0
A2/708	A.1	Crankcase breather pipe ... ..	1	ES2, 19	1 3
A2/718	A.2	Crankcase breather pipe nut ... ..	1	ES2, 19	3

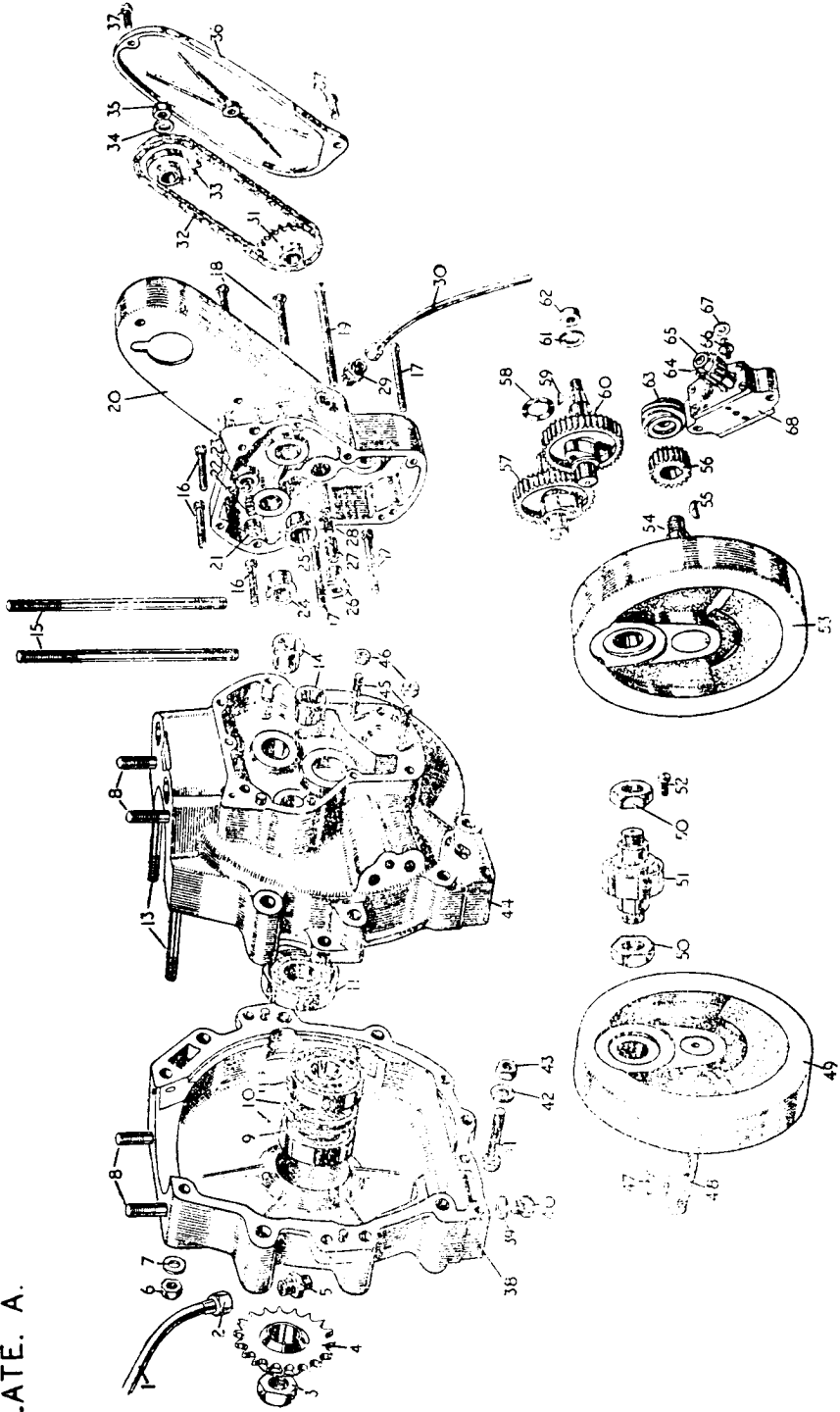
### FLYWHEELS, ASSEMBLIES AND BIG END BEARINGS

K6/24	—	Flywheels complete with shafts, crankpin bearing and con rod ... ..	1	19	11 3 0
C3/24	—	Flywheel complete with shafts, crankpin bearing and con rod ... ..	1	ES2	11 3 0
C7/25	A.53	Flywheel timing side with shaft ... ..	1	19	3 8 0
C2/25	A.53	Flywheel timing side with shaft ... ..	1	ES2	3 8 0
C7/26	A.49	Flywheel driving side with shaft ... ..	1	19	3 8 0
C2/26	A.49	Flywheel driving side with shaft ... ..	1	ES2	3 8 0
C2/705	A.54	Timing side flywheel shaft ... ..	1	ES2, 19	1 5 0
A2/706	A.48	Driving side flywheel shaft ... ..	1	ES2, 19	1 7 6
E3682	—	Key for flywheel shaft ... ..	1	ES2, 19	4
NOTE.—We recommend flywheels be returned to the works for the fitting of shafts.					
A2/27	A.51	Crankpin bearing with nuts ... ..	1	ES2, 19	2 16 0
A2/28	A.50	Crankpin bearing nut ... ..	2	ES2, 19	1 4
A2/29	A.52	Crankpin bearing nut locking screw ... ..	2	ES2, 19	3
NOTE.—Crankpin spare parts cannot be supplied separately. Each outer race has its individual pin.					

### MAIN BEARINGS

A2/30	A.9	Mainshaft ball bearing driving side ... ..	1	ES2, 19	16 4
A2/32	A.11	Mainshaft roller bearings ... ..	2	ES2, 19	1 7 9
A2/33	A.10	Mainshaft bearing driving side oil spacing ring ... ..	1	ES2, 19	2 0
A2/46	—	Mainshaft packing washer ... ..	1	ES2, 19	4

PLATE. A.



PART No.	PLATE No.	DESCRIPTION	QTY.	USED ON	PRICE EACH
<b>CRANKCASE, ENGINE PLATE, BOLTS, STUDS, etc.</b>					£ s. d.
E3166	JX.18	Front engine plate crankcase bolt ...	1	19R	2 6
			2	ES2, 19SF	2 6
E3238	JX.16	Nut for bolt ...		—	5
E5375	JX.17	Washer for bolt ...		—	3
I3040	JX.13	Front engine plate stud, $\frac{1}{8}$ in. diameter ...	1	ES2, 19	2 6
E3227	JX.14	Nut for bolt ...	2	ES2, 19	5
I1809	JX.15	Washer for bolt ...	2	ES2, 19	3
T2012	JX.27	Front engine plate crankcase stud (bottom) ...	1	ES2, 19	2 6
E3224	JX.28	Nut for stud ...	2	ES2, 19	4
E5376	JX.29	Washer for stud ...	2	ES2, 19	3
E4262	JX.48	Engine cradle bolt, $\frac{1}{8}$ in. diameter ...	2	ES2, 19	2 6
E3223	JX.49	Nut for bolt ...	2	ES2, 19	4
E4256	JX.22	Rear top crankcase engine plate bolt ...	1	ES2, 19	2 6
		Magneto platform bolt ...	1	ES2, 19	2 6
E3238	JX.23	Nut for bolt ...	4	ES2, 19	5
E5377	JX.24	Washer for bolt ...	4	ES2, 19	3
E4268	JX.53	Rear engine plate frame bolt ...	4	ES2, 19	1 6
I3870	—	Crankcase bolt, short ...	3	ES2, 19	1 0
E3223	—	Nut for bolt ...	3	ES2, 19	4
E5456	—	Washer for bolt ...	3	ES2, 19	4
<b>TIMING GEAR</b>					
C2/58	A.56	Half time pinion ...	1	ES2, 19	10 0
A2/59	A.55	Half time pinion key ...	1	ES2, 19	3
C3/60	A.57	Exhaust cam wheel complete ...	1	ES2, 19	2 7 0
C3/61	A.60	Inlet cam wheel complete ...	1	ES2, 19	2 10 0
C2/694	A.58	Cam wheel packing washer ...	2	ES2, 19	2
<b>TAPPETS</b>					
K4/63	C.89	Tappet guide ...	2	ES2, 19	12 6
C2/689	—	Tappet guide location peg ...	2	ES2, 19	3
C3/75	C.88	Tappet complete ...	2	ES2, 19	12 6
C3/693	C.87	Tappet ball end ...	2	ES2, 19	3 6
<b>EXHAUST LIFTER AND FITTINGS</b>					
C3/64	C.77	Exhaust valve lifter ...	1	ES2, 19	7 0
A3/66	C.78	Exhaust valve lifter securing pin ...	1	ES2, 19	5
A2/67	C.75	Exhaust valve lifter lever ...	1	ES2, 19	9 8
A2/68	C.76	Exhaust valve lifter lever securing bolt ...	1	ES2, 19	6
A3/69	C.79	Exhaust valve lifter return spring ...	1	ES2, 19	2 8
C2/690	C.33	Exhaust valve lifter rubber sealing washer ...	1	ES2, 19	6
<b>PUSH RODS AND FITTINGS</b>					
K4/82	C.81	Push rod complete ...	2	ES2	15 0
K6/82	—	Push rod complete ...	2	19	15 0
C3/83	C.82	Push rod, bottom ...	2	ES2, 19	5 0
C3/86	C.84	Push rod, top ...	2	ES2, 19	5 0
C3/87	C.85	Push rod adjuster and locknut ...	2	ES2, 19	6 0
C3/84	C.83	Push rod cover ...	2	ES2,	7 0
K6/84	—	Push rod cover ...	2	19	7 0
C3/88	C.86	Push rod cover, bottom, sealing washer ...	2	ES2, 19	6
C3/89	C.80	Push rod cover, top, sealing washer ...	2	ES2, 19	6
<b>ROCKER BOX AND FITTINGS</b>					
C3/90	C.57	Rocker box with cover ...	1	ES2, 19	4 15 0
C3/92	C.54	Rocker box inspection cover ...	1	ES2, 19	3 0
C3/94	C.53	Rocker box inspection cover screw ...	2	ES2, 19	6
C3/95	C.55	Rocker box inspection cover washer ...	1	ES2, 19	1 0
D3T/108	—	Rocker box stud, long ...	7	ES2, 19	9
E3231	—	Rocker box stud nut ...	5	ES2, 19	4
E5380	—	Rocker box stud washer ...	7	ES2, 19	3

PART No.	PLATE No.	DESCRIPTION	QTY.	USED ON	PRICE EACH
<b>ROCKER BOX AND FITTINGS—cont.</b>					£ s. d.
D3T/110	—	Rocker box stud, short	2	ES2, 19	6
C129	—	Rocker box stud nut	2	ES2, 19	4
C224	—	Rocker box stud nut, long, for steady stay	2	ES2, 19	8
E3/699	JL9/C.61	Rocker box lubrication pipe with banjo connection	1	ES2, 19	5 0
C3/700	C.62	Rocker box lubrication pipe connection bolt	1	ES2, 19	2 6
C3/701	C.60	Rocker bolt lubrication pipe connection bolt washer	2	ES2, 19	4

**OVERHEAD ROCKERS**

C3/96	C.64	Rocker bush	4	ES2, 19	5 0
C3/97	C.63	Rocker shaft	2	ES2, 19	19 6
C3/98	C.67	Rocker shaft shim washer as necessary	1	ES2, 19	3
C3/102	C.70	Rocker shaft nut	2	ES2, 19	6
13802	C.69	Rocker shaft nut copper washer	2	ES2, 19	3
13794	C.68	Rocker shaft washer, large	2	ES2, 19	6
13818	C.66	Rocker shaft thrust spring washer	2	ES2, 19	4
C3/99	C.71	Rocker arm, inlet	1	ES2, 19	1 11 6
C3/100	C.73	Rocker arm, exhaust	1	ES2, 19	1 11 6
C3/104	C.72	Rocker arm ball end	2	ES2, 19	3 6
C3/105	C.74	Rocker arm pad	2	ES2, 19	5 0

**MAGNETO OR MAGDYNO DRIVING PARTS AND FITTINGS**

C2/79	A.31	Magneto sprocket (engine)	1	ES2, 19	8 6
A2/80	A.62	Magneto sprocket securing nut	1	ES2, 19	8
E5376	A.61	Magneto sprocket securing nut washer	1	ES2, 19	3
A2/81	A.59	Magneto sprocket key	1	ES2, 19	3
C2/112	A.33	Magdyno sprocket	1	ES2, 19	8 6
A2/115	A.35	Magdyno sprocket securing nut	1	ES2, 19	8
A2/116	A.34	Magdyno sprocket securing nut washer	1	ES2, 19	3
C2/117	—	Magdyno platform	1	ES2, 19	6 0
E3831	—	Magdyno platform countersunk screw	4	ES2, 19	5
1518A	—	Magdyno platform countersunk screw shake proof washer	4	ES2, 19	4
A2/118	JX.25	Magdyno platform locking plate	1	ES2, 19	2 0
E3798	JX.26	Magdyno platform locking plate pin	1	ES2, 19	4
C2/113	A.32	Magdyno chain (44 link)	1	ES2, 19	11 8

**DRY SUMP OIL PUMP AND DRIVE PARTS**

**Side and O.H.V. Models**

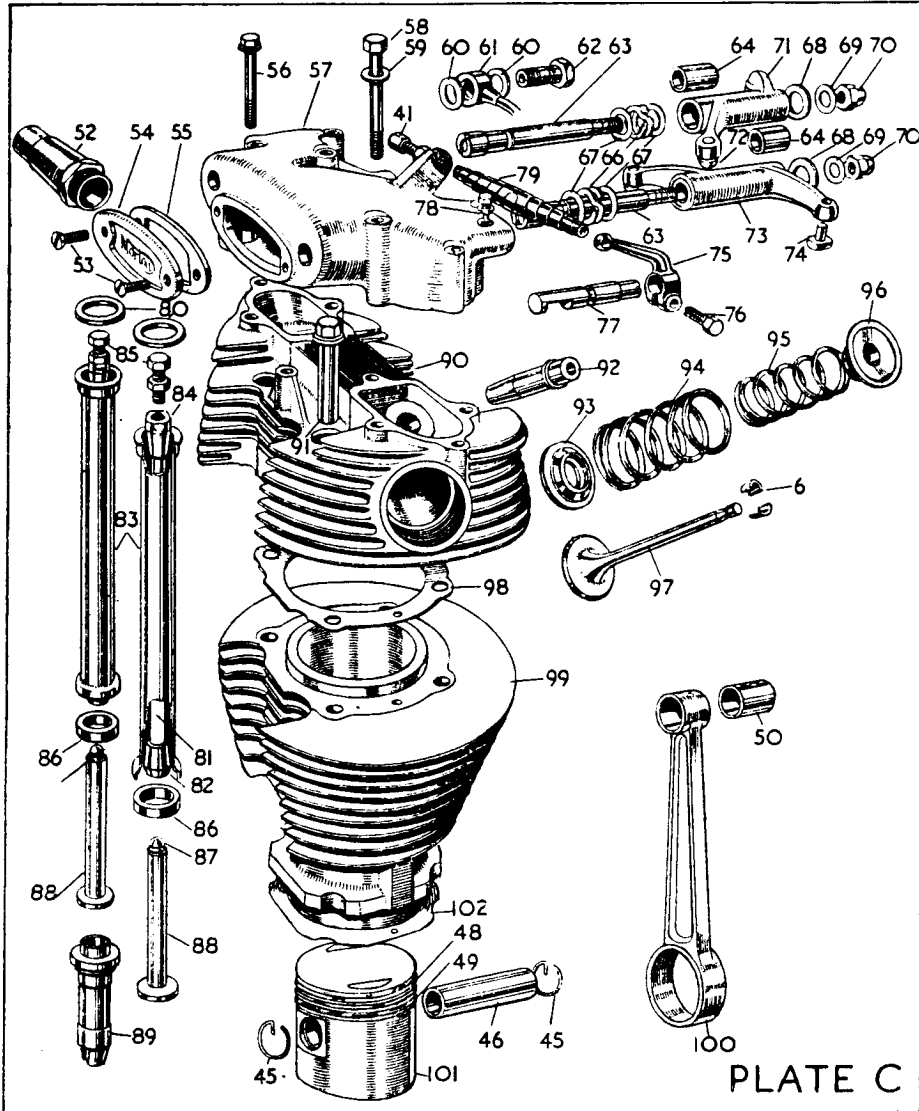
A2/128	A.68	Dry sump gear pump, complete	1	ES2, 19	3 0 0
A2/129	A.65	Dry sump gear pump spindle nut	1	ES2, 19	5
A2/130	A.64	Dry sump gear pump spindle worm gear wheel	1	ES2, 19	6 6
A2/131	—	Dry sump gear pump spindle worm gear wheel key	1	ES2, 19	3
A2/132	A.66	Dry sump gear pump body and timing cover connection bush	1	ES2, 19	8
A2/133	A.67	Dry sump gear pump body and timing cover connection fibre washer	1	ES2, 19	3
C2/134	A.63	Engine mainshaft pump driving worm	1	ES2, 19	7 6
E4440	A.45	Dry sump gear pump crankcase stud	2	ES2, 19	9
E3231	A.46	Dry sump gear pump crankcase stud nut	2	ES2, 19	4

NOTE.—Dry sump pump parts cannot be supplied separately. It is necessary to return the complete pump to the works for attention.

**CYLINDER BARREL AND HEAD**

K4/135	C.99	Cylinder barrel	1	ES2	5 0 0
K6/135	—	Cylinder barrel	1	19	5 5 0
D3T/136	—	Cylinder head with valve guides	1	ES2, 19	10 0 0
D3T/137	—	Cylinder head joint washer	1	ES2, 19	2 0





PART No.	PLATE No.	DESCRIPTION	QTY.	USED ON	PRICE EACH
<b>CYLINDER BARREL AND HEAD—cont.</b>					
					E s. d.
K4/154	—	Carburetter adaptor with locknut ...	1	ES2	8 6
K6/154	—	Carburetter adaptor with locknut ...	1	19	8 6
C175	—	Carburetter adaptor locknut ...	1	ES2, 19	1 6
D3T/156	—	Cylinder head sleeve nut ...	4	ES2, 19	2 6
C170	—	Washer between cylinder head and sleeve nut ...	4	ES2, 19	4
C3/157	C.102	Cylinder base paper washer ...	1	ES2, 19	5

**VALVES, GUIDES, SPRINGS AND FITTINGS**

A3/142	C.97	Valve only (inlet or exhaust) ...	2	ES2, 19	12 0
D3T/140	—	Valve guide (inlet or exhaust) ...	2	ES2, 19	8 0
C3/145	C.95	Valve spring, small inner (inlet or exhaust) ...	2	ES2, 19	1 0
C3/146	C.94	Valve spring, outer (inlet or exhaust) ...	2	ES2, 19	2 0
H3/147	C.96	Valve spring cup top ...	2	ES2, 19	5 6
H3/148	C.93	Valve spring bottom collar ...	2	ES2, 19	1 0
A2/149	C.6	Valve split cotter ...	2	ES2, 19	1 0

**CONNECTING RODS**

K6/158	C.51	Connecting rod with small end bush, 7 $\frac{1}{2}$ in.	1	19	2 4 0
A3/158	C.100	Connecting rod with small end bush, 7in.	1	ES2	2 4 0
A2/159	C.50	Small end bush ...	1	ES2, 19	7 0

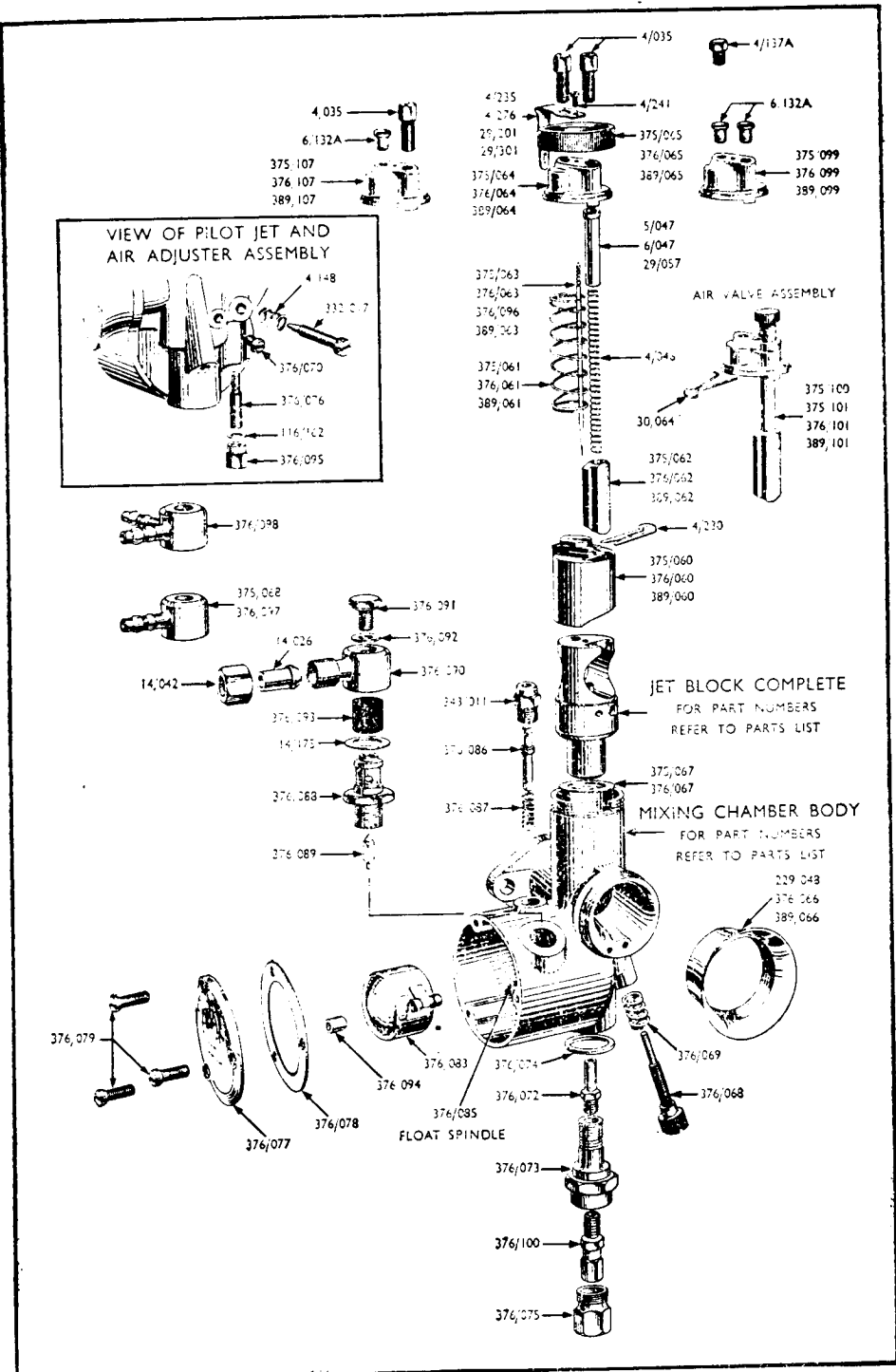
**PISTONS AND RINGS**

K6/160	C.47	Piston only ...	1	19	2 9 6
C3/160	C.101	Piston only ...	1	ES2	2 5 3
K6/702	—	Piston complete with rings, gudgeon pin and circlips ...	1	19	3 5 9
C3/702	—	Piston complete with rings, gudgeon pin and circlips ...	1	ES2	3 2 9
C7/161	C.48	Piston ring ...	2	19	3 4
A2/161	C.48	Piston ring ...	2	ES2	3 0
C7/162	C.49	Scraper piston ring ...	1	19	4 0
A2/162	C.49	Scraper piston ring ...	1	ES2	4 0
A2/163	C.46	Gudgeon pin ...	1	ES2, 19	10 0
A2/164	C.45	Gudgeon pin circlip ...	2	ES2, 19	6

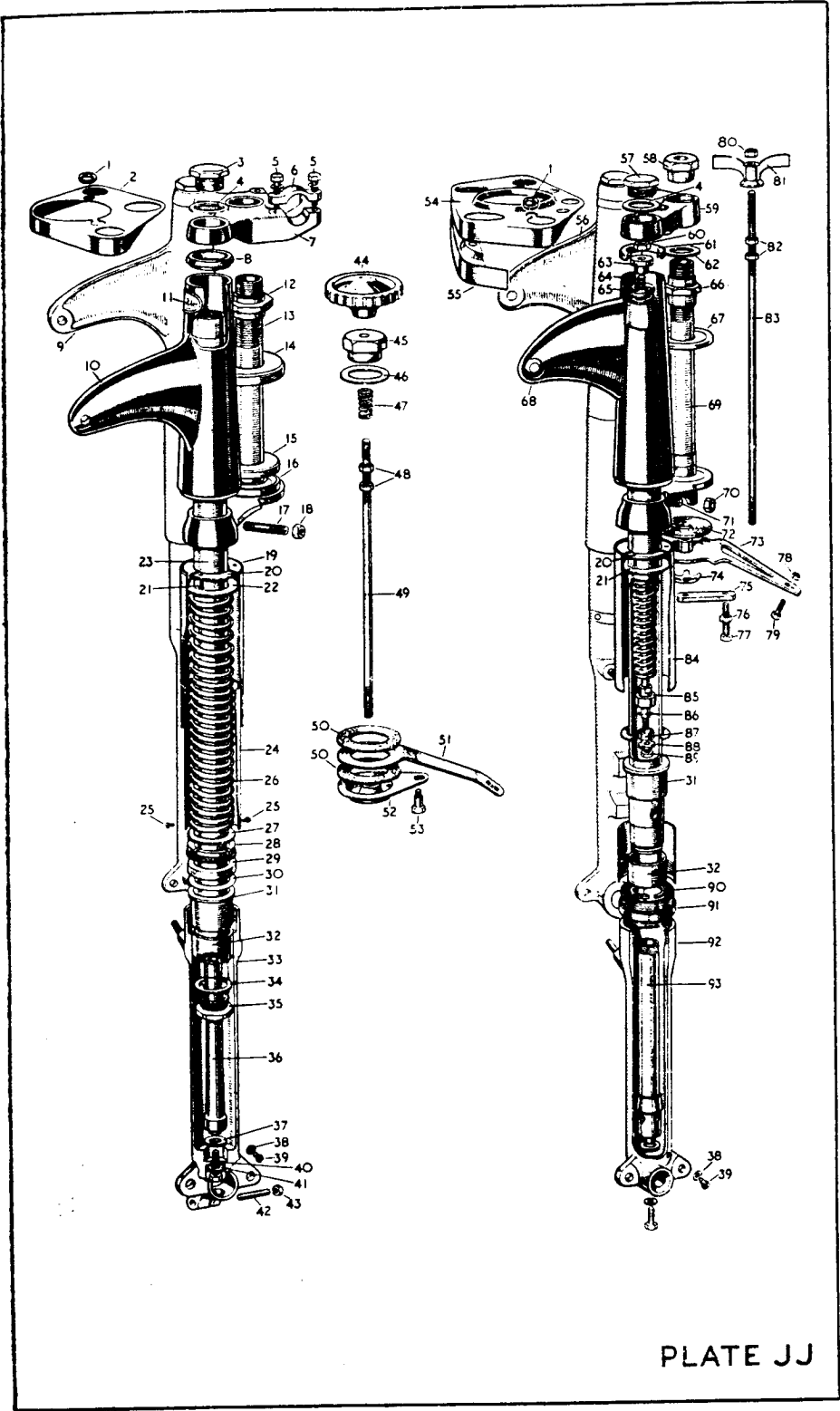
Pistons and rings can be supplied in the following oversizes : .010, .020, .030, .040. State size when ordering.

**AMAL CARBURETTER**

376/17	—	Carburetter complete with cables, less twist grip ...	1	ES2, 19	3 15 0
376/1 $\frac{1}{8}$ "	—	Mixing chamber body ...	1	ES2, 19	1 0 0
376/057	—	Jet block ...	1	ES2, 19	10 0
376/070	—	Locating peg for jet block ...	1	ES2, 19	6
376/067	—	Washer for jet block ...	1	ES2, 19	2
376/064	—	Mixing chamber top ...	1	ES2, 19	3 0
376/065	—	Mixing chamber top cap ring ...	1	ES2, 19	3 0
4/235	—	Cap spring for top ...	1	ES2, 19	10
4/241	—	Fixing screw for cap springs ...	1	ES2, 19	2
4/035	—	Cable adjuster ...	1	ES2, 19	7
6/132A	—	Cable ferrules (top hat) ...	1	ES2, 19	3
4/137A	—	Plug screw ...	1	ES2, 19	3
376/060	—	Throttle valve ...	1	ES2, 19	7 0
376/061	—	Throttle valve spring ...	1	ES2, 19	6
376/063	—	Taper needle ...	1	ES2, 19	2 3
4/230	—	Needle clip ...	1	ES2, 19	6
376/062	—	Air valve ...	1	ES2, 19	4 6
6/047	—	Air valve guide ...	1	ES2, 19	1 3
4/046	—	Air valve spring ...	1	ES2, 19	4
376/101	—	Rod control air valve assembly ...	1	ES2, 19	9 0
30/064	—	Click spring for rod control air valve assembly ...	1	E32, 19	3
376/072	—	Needle jet ...	1	ES2, 19	2 9
376/100	—	Main jet (260) ...	1	ES2, 19	1 0



PART No.	PLATE No.	DESCRIPTION	QTY.	USED ON	PRICE EACH
<b>AMAL CARBURETTER—cont.</b>					£ s. d.
376/073	—	Main jet holder ... ..	1	ES2, 19	4 0
376/074	—	Main jet holder washer ... ..	1	ES2, 19	2
376/075	—	Main jet cover nut ... ..	1	ES2, 19	1 0
376/076	—	Pilot jet ... ..	1	ES2, 19	1 0
376/095	—	Pilot jet cover nut ... ..	1	ES2, 19	9
116/162	—	Pilot jet cover nut washer ... ..	1	ES2, 19	2
332/017	—	Air adjusting screw ... ..	1	ES2, 19	9
4/148	—	Air adjusting screw spring ... ..	1	ES2, 19	3
376/068	—	Throttle stop screw ... ..	1	ES2, 19	9
376/069	—	Throttle stop screw spring ... ..	1	ES2, 19	3
376/066	—	Air intake tube ... ..	1	ES2, 19	3 10
376/083	—	Float complete ... ..	1	ES2, 19	5 0
376/085	—	Float hinge spindle ... ..	1	ES2, 19	6
376/094	—	Float spindle bush ... ..	1	ES2, 19	4
376/089	—	Float needle ... ..	1	ES2, 19	1 6
376/088	—	Needle seating ... ..	1	ES2, 19	2 6
14/175	—	Needle seating washer ... ..	1	ES2, 19	2
376/097	—	Banjo single ... ..	1	ES2, 19	2 0
14/175	—	Banjo washer ... ..	1	ES2, 19	2
376/091	—	Banjo bolt ... ..	1	ES2, 19	6
376/092	—	Banjo bolt washer ... ..	1	ES2, 19	2
376/086	—	Tickler ... ..	1	ES2, 19	1 0
343/011	—	Tickler body ... ..	1	ES2, 19	1 3
376/087	—	Tickler spring ... ..	1	ES2, 19	2
376/077	—	Float chamber cover ... ..	1	ES2, 19	2 6
376/078	—	Float chamber cover joint ... ..	1	ES2, 19	4
376/079	—	Float chamber cover screws ... ..	1	ES2, 19	2
376/093	—	Filter gauze ... ..	1	ES2, 19	8
<b>EXHAUST PIPES AND FITTINGS</b>					
K6/165	—	Exhaust pipe only ... ..	1	19R	1 5 0
H4/165	—	Exhaust pipe ... ..	1	ES2	1 5 0
K9/165	—	Exhaust pipe ... ..	1	19SF	1 5 0
A3/166	—	Exhaust pipe flange washer (cylinder head)	1	ES2, 19	6
A3/167	—	Exhaust pipe flange locking nut (cylinder head)	1	ES2, 19	8 0
E3/168	—	Exhaust pipe clip ... ..	1	19R	2 6
14810	JX.19	Exhaust pipe attachment bolt ... ..	1	19R	3 4
12343	—	Exhaust pipe clip bolt ... ..	1	19R	8
E3229	—	Exhaust pipe clip bolt nut ... ..	1	19R	4
E3228	JX.20	Exhaust pipe attachment bolt nut ... ..	1	19R	5
E5375	JX.21	Exhaust pipe attachment bolt washer ... ..	1	19R	3
<b>SILENCER AND FITTINGS</b>					
A2/169	—	Silencer ... ..	1	19R	3 10 0
H12/169(RH)	—	Silencer ... ..	1	ES2, 19SF	3 5 0
H4/168	—	Silencer clip ... ..	1	ES2, 19SF	2 0
E3801	—	Bolt for clip or silencer ... ..	1	ES2, 19	5
E3231	—	Nut for clip or silencer ... ..	1	ES2, 19	4
11796	—	Washer for bolt or silencer ... ..	1	ES2, 19	4
E3812	—	Silencer attachment bolt ... ..	1	19R	1 0
15357	—	Silencer attachment bolt distance piece ... ..	1	19R	6
<b>NORTON ROAD-HOLDER FORKS AND STEERING DAMPER</b>					
B2/170	—	Road holder fork complete ... ..	1	ES2, 19	25 0 0
B2/605	JJ.23	Main tube ... ..	2	ES2, 19	2 0 0
B2/606	JJ.32	Main tube bottom bush ... ..	2	ES2, 19	6 6
B2/607	JJ.35	Main tube bottom bush locking nut ... ..	2	ES2, 19	3 9
B2/608	JJ.34	Main tube bottom bush locking nut washer ... ..	2	ES2, 19	3
D12/609	JJ.33	Fork end (left hand) ... ..	1	ES2, 19	5 5 0
13567	—	Fork end hub spindle pinch stud, off side ... ..	1	ES2, 19	6
13433	—	Fork end hub spindle pinch stud, near side ... ..	1	ES2, 19	6
13434	—	Fork end hub spindle pinch stud nut ... ..	2	ES2, 19	4
11776	—	Pinch stud washer ... ..	1	ES2, 19	3
D12/611	—	Fork end (right-hand) ... ..	1	ES2, 19	5 5 0
B2/612	JJ.39	Fork end drain plug ... ..	2	ES2, 19	4



PART No.	PLATE No.	DESCRIPTION	QTY.	USED ON	PRICE EACH
<b>NORTON ROAD-HOLDER FORKS AND STEERING DAMPER—cont.</b>					£ s. d.
B2/613	JJ.38	Fork end drain plug washer ... ..	2	ES2, 19	2
B2/614	JJ.31	Main tube top sleeve bush ... ..	2	ES2, 19	12 6
B2/615	JJ.28	Main tube top sleeve bush locking ring ...	2	ES2, 19	7 6
D3T/616	JJ.29	Super oil seal ... ..	2	ES2, 19	6 6
B2/617	JJ.30	Super oil seal paper washer ... ..	2	ES2, 19	2
B2/619	JJ.22	Main spring leather washer top ... ..	2	ES2, 19	6
E2/620	JJ.26	Main spring ... ..	2	ES2, 19	15 0
B2/621	JJ.27	Main spring leather washer (bottom) ...	2	ES2, 19	3
B2/622	JJ.19	Spring cover tube (top) ... ..	2	ES2, 19	4 0
B2/623	JJ.20	Spring cover tube top securing plate ...	2	ES2, 19	1 0
B2/624	JJ.21	Spring cover tube top securing plate screw	6	ES2, 19	3
B2/625	JJ.24	Spring cover tube (bottom) ... ..	2	ES2, 19	6 6
B2/626	JJ.25	Spring cover tube (bottom) securing screw	4	ES2, 19	2
B2/627	JJ.36	Oil damper rod ... ..	2	ES2, 19	15 0
B2/628	JJ.37	Oil damper rod or tube fibre washer ...	2	ES2, 19	3
C2/629	JJ.41	Oil damper rod or tube plain washer ...	2	ES2, 19	3
C2/630	JJ.40	Oil damper rod or tube bolt ... ..	2	ES2, 19	3
B2/631	JJ.2	Speedometer panel ... ..	1	ES2, 19	7 6
B2/632	JJ.1	Speedometer panel control cable rubber grummett ... ..	2	ES2, 19	6
B2/633	JJ.3	Main tube filler and retaining plug ...	2	ES2, 19	5 0
B2/634	JJ.4	Main tube filler and retaining plug washer	2	ES2, 19	9
B2/635	JJ.9	Main tube top cover (left-hand) ... ..	1	ES2, 19	1 1 0
B2/636	JJ.10	Main tube top cover (right-hand) ... ..	1	ES2, 19	1 1 0
B2/637	JJ.11	Main tube top cover name plate ... ..	2	ES2, 19	1 6
B2/638	—	Main tube top cover name plate rivet (per set 2) ... ..	2	ES2, 19	3
B2/639	JJ.8	Main tube top cover rubber ring ... ..	2	ES2, 19	1 6
B2/201	JJ.44	Steering damper adjuster ... ..	1	ES2, 19	6 0
B2/203	JJ.49	Steering damper adjuster rod ... ..	1	ES2, 19	2 0
B2/202	JJ.47	Steering damper adjuster rod spring ...	1	ES2, 19	1 0
B2/640	JJ.48	Steering damper adjuster rod spring locknut ... ..	1	ES2, 19	4
B2/207	JJ.50	Steering damper friction disc ... ..	2	ES2, 19	3 0
B2/206	JJ.51	Steering damper friction and anchor plate	1	ES2, 19	6 6
B2/208	JJ.52	Steering damper bottom plate ... ..	1	ES2, 19	4 0
B2/641	JJ.53	Steering damper bottom plate nut ... ..	1	ES2, 19	6
B2/172	JJ.13	Fork crown and column ... ..	1	ES2, 19	3 0 0
B2/642	JJ.17	Fork crown main tube clamping stud ...	2	ES2, 19	6
B2/643	JJ.18	Fork crown main tube clamping stud nut ...	2	ES2, 19	4
B2/173	—	Fork crown or head clip ballrace ... ..	1	ES2, 19	7 6
B2/644	JJ.14	Fork head clip ballrace cover ... ..	1	ES2, 19	1 0
D2/174	JJ.7	Fork head clip ... ..	1	ES2, 19	1 12 6
B2/645	JJ.12	Fork head race adjuster nut ... ..	1	ES2, 19	9 0
B2/205	JJ.45	Fork crown and column locknut ... ..	1	ES2, 19	5 0
B2/646	JJ.46	Fork crown and column locknut washer ...	1	ES2, 19	1 0

### HANDLEBAR AND FITTINGS

K12/211	—	Handlebar bend only ... ..	1	ES2, 19	1 14 7
D2/175	JJ.6	Handlebar clip ... ..	2	ES2, 19	2 0
D2/176	JJ.5	Handlebar clip pin ... ..	4	ES2, 19	10

### MAGNETO AND AIR CONTROL LEVERS

A2/213	—	Magneto control lever assembly complete	1	ES2, 19	16 8
A2/214	—	Magneto control lever only ... ..	1	ES2, 19	6 0
A2/215	—	Magneto control lever body ... ..	1	ES2, 19	5 0
A2/216	—	Air control lever assembly complete ...	1	ES2, 19	16 8
A2/217	—	Air control lever only ... ..	1	ES2, 19	6 0
A2/218	—	Air control lever body ... ..	1	ES2, 19	5 0
A2/219	—	Air or magneto control lever top screw ...	2	ES2, 19	1 0
A2/220	—	Air or magneto control lever cap ... ..	2	ES2, 19	1 8
A2/221	—	Air or magneto control lever cap spring washer ... ..	2	ES2, 19	4
A2/222	—	Air or magneto control lever clip ... ..	2	ES2, 19	1 0
A2/223	—	Air or magneto control lever clip screw ...	2	ES2, 19	5

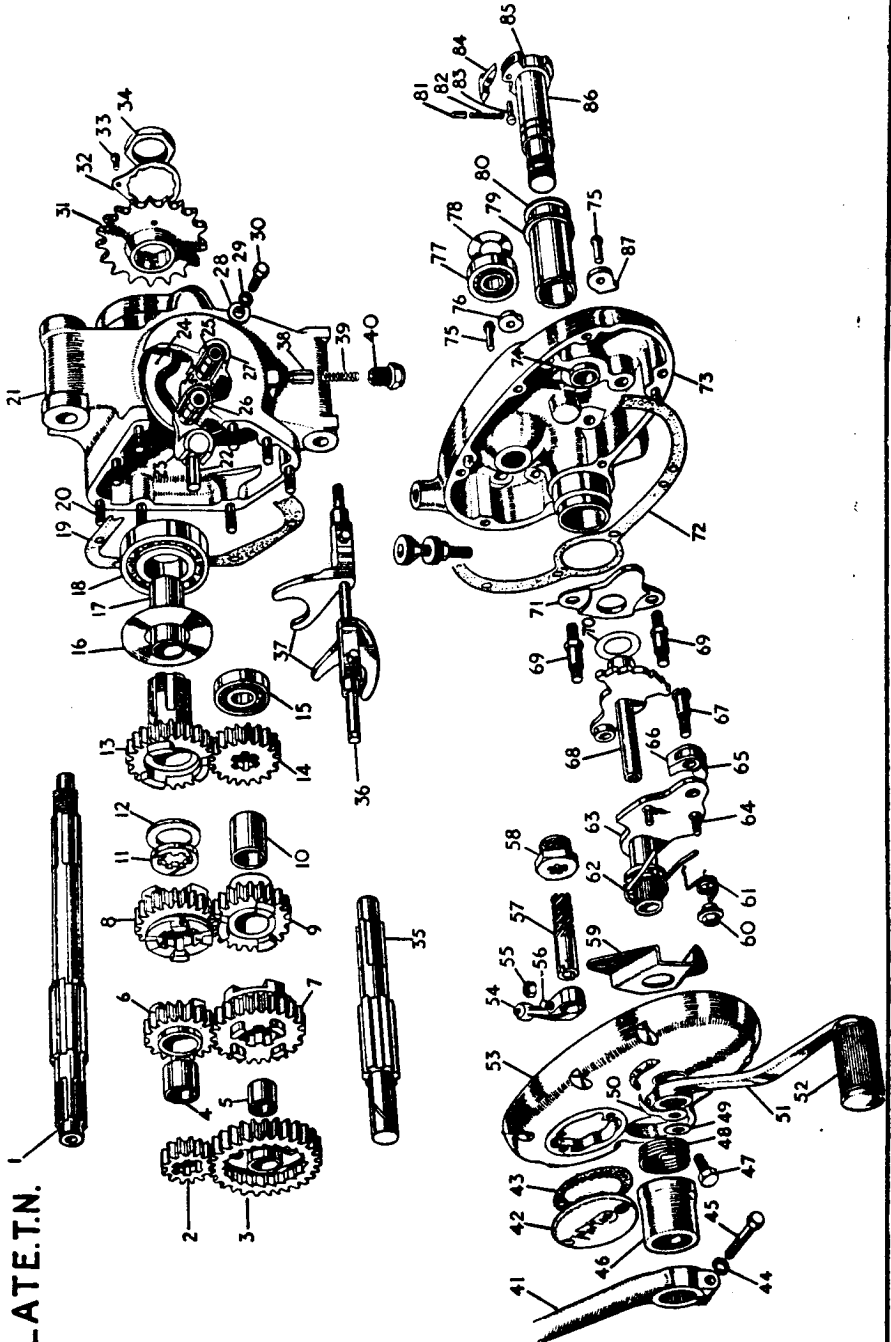
PART No.	PLATE No.	DESCRIPTION	QTY.	USED ON	PRICE EACH
<b>FRONT BRAKE AND CLUTCH CONTROL LEVERS</b>					£ s. d.
A2/224	—	Front brake lever assembly complete ...	1	ES2, 19	19 0
A2/225	—	Front brake lever only ...	1	ES2, 19	9 0
A2/226	—	Clutch lever assembly complete ...	1	ES2, 19	19 0
A2/227	—	Clutch lever only ...	1	ES2, 19	9 0
D2/228 (LH)	—	Clutch lever body ...	1	ES2, 19	7 0
A2/222	—	Front brake or clutch lever clip ...	2	ES2, 19	1 0
A2/223	—	Front brake or clutch lever clip screw ...	4	ES2, 19	5
D2/228(RH)	—	Front brake lever body ...	1	ES2, 19	7 0
A2/229	—	Front brake or clutch lever pivot pin ...	2	ES2, 19	1 0
A2/230	—	Front brake or clutch lever pivot pin nut ...	2	ES2, 19	3
A2/873	—	Front brake or clutch lever pivot pin washer ...	2	ES2, 19	2
<b>EXHAUST LIFTER CONTROL LEVER</b>					
A2/233	—	Exhaust valve lifter lever complete ...	1	ES2, 19	14 6
A2/234	—	Exhaust valve lifter lever only ...	1	ES2, 19	5 0
A2/235	—	Exhaust valve lifter lever body ...	1	ES2, 19	5 0
A2/222	—	Exhaust valve lifter lever clip ...	1	ES2, 19	1 0
A2/223	—	Exhaust valve lifter lever pivot pin or clip screw ...	3	ES2, 19	5
A2/236	—	Exhaust valve lifter lever pivot pin nut ...	1	ES2, 19	4
<b>TWIST GRIP</b>					
A2/237	—	Twist grip complete ...	1	ES2, 19	2 3
A2/238	—	Twist grip top half clip ...	1	ES2, 19	6 0
A2/239	—	Twist grip bottom half clip ...	1	ES2, 19	6 0
A2/240	—	Twist grip clip fixing pin ...	2	ES2, 19	8
A2/241	—	Twist grip control barrel ...	1	ES2, 19	7 0
A2/242	—	Twist grip control barrel adjusting screw	1	ES2, 19	5
A2/236	—	Twist grip control barrel adjusting screw nut ...	1	ES2, 19	4
A2/243	—	Twist grip control barrel adjusting screw spring ...	1	ES2, 19	1 0
A2/244	—	Twist grip cable stop ...	1	ES2, 19	8
A2/245	—	Twist grip rubber ...	1	ES2, 19	3 8
A2/246	—	Dummy grip to match twist grip ...	1	ES2, 19	3 8
<b>CONTROL CABLE ADJUSTERS AND NIPPLES</b>					
A2/247	—	Front brake or clutch cable adjuster ...	2	ES2, 19	5 0
A2/248	C.41	Exhaust cable adjuster ...	1	ES2, 19	1 8
A2/249	—	Magneto, air or throttle cable nipple (handlebar end) ...	3	ES2, 19	3
A2/250	—	Magneto control cable nipple, magneto end	1	ES2, 19	3
A2/251	—	Air or throttle control cable nipple carburetter end ...	2	ES2, 19	3
A2/252	—	Clutch or front brake control cable nipple (handlebar end) ...	2	ES2, 19	1 0
A2/254	—	Front brake (U clip end) or exhaust lifter control cable nipple (lifter end) ...	2	ES2, 19	3
A2/255	—	Exhaust valve lifter control cable nipple (handlebar end) ...	1	ES2, 19	5
<b>MAGNETO CONTROL CABLE</b>					
A2/256	—	Magneto control cable inner and outer complete ...	1	ES2, 19	7 0
A2/257	—	Magneto control cable outer ...	1	ES2, 19	4 0
A2/258	—	Magneto control cable inner ...	1	ES2, 19	3 0
<b>AIR CONTROL CABLE</b>					
A2/259	—	Air control cable inner and outer complete	1	ES2, 19	4 6
A2/260	—	Air control cable outer ...	1	ES2, 19	2 6
A2/261	—	Air control cable inner ...	1	ES2, 19	2 0

PART No.	PLATE No.	DESCRIPTION	QTY.	USED ON	PRICE EACH
<b>THROTTLE CONTROL CABLE</b>					£ s. d.
A2/262	—	Throttle control cable complete ... ..	1	ES2, 19	4 6
A2/263	—	Throttle control cable outer ... ..	1	ES2, 19	2 6
A2/264	—	Throttle control cable inner ... ..	1	ES2, 19	2 0
<b>CLUTCH CONTROL CABLE</b>					
A2/265	—	Clutch control cable complete ... ..	1	ES2, 19	8 6
A2/266	—	Clutch control cable outer ... ..	1	ES2, 19	5 0
A2/267	—	Clutch control cable inner ... ..	1	ES2, 19	3 4
<b>FRONT BRAKE CONTROL CABLE</b>					
D12/268	—	Front brake control cable complete ... ..	1	ES2, 19	12 6
A11M/269	—	Front brake control cable outer ... ..	1	ES2, 19	9 0
B2/270	—	Front brake control cable inner ... ..	1	ES2, 19	3 0
A2/709	—	Front brake cable U clip ... ..	1	ES2, 19	6
A2/427	—	Front brake cable U clip pin ... ..	1	ES2, 19	4
A2/195	—	Front brake cable U clip pin cotter ... ..	1	ES2, 19	2
<b>EXHAUST CONTROL CABLE</b>					
A2/271	—	Exhaust lifter control cable complete ... ..	1	ES2, 19	7 0
A2/272	—	Exhaust lifter control cable outer ... ..	1	ES2, 19	4 0
A2/273	—	Exhaust lifter control cable inner ... ..	1	ES2, 19	3 0
<b>PETROL TANKS AND FITTINGS</b>					
K4/274	—	Petrol tank ... ..	1	ES2, 19	12 5 0
A2/275	—	Petrol tank platform packing washer (steel)	4	ES2, 19	4
A2/276	—	Petrol tank platform rubber washer ... ..	4	ES2, 19	6
A2/277	—	Petrol tank attachment bolt ... ..	4	ES2, 19	8
A2/278	—	Petrol tank attachment bolt rubber washer	4	ES2, 19	4
A2/279	—	Petrol tank attachment bolt rubber washer steel cup ... ..	4	ES2, 19	6
E2/845	JX.8	Rear tank platform ... ..	1	ES2, 19	4 0
E6453	JX.7	Rear tank platform stud ... ..	2	ES2, 19	8
E3223	—	Rear tank platform stud nut ... ..	2	ES2, 19	4
K12/280	—	Petrol tank filler cap ... ..	1	ES2, 19	8 6
K12/282 (LH)	—	Knee grip (left-hand) ... ..	1	ES2, 19	3 0
K12/282 (RH)	—	Knee grip (right-hand) ... ..	1	ES2, 19	3 0
E6629	—	Knee grip fixing pin ... ..	2	ES2, 19	5
K12/283	—	Petrol pipe ... ..	1	ES2, 19	6 8
A2/285	—	Petrol tap ... ..	2	ES2, 19	7 0
E5264	—	Petrol tap washer ... ..	2	ES2, 19	3
A2/284	—	Cross over petrol pipe (copper) ... ..	1	ES2, 19	6 8
A2/286	—	Adaptor for petrol tap ... ..	1	ES2, 19	2 0
A2/287	—	Nut petrol tap (domed) ... ..	1	ES2, 19	1 0
A2/288	—	Petrol pipe banjo fibre washer ... ..	4	ES2, 19	3
18678	—	Petrol tank badge ... ..	2	ES2, 19	7 6
18679	—	Petrol tank badge fixing screw ... ..	4	ES2, 19	4
18676	—	Petrol tank badge mounting rubber	2	ES2, 19	1 0
A2/289	—	Petrol tank top tube packing ... ..	2	ES2, 19	4
<b>OIL TANK AND FITTINGS</b>					
K12/290	—	Oil tank only ... ..	1	ES2, 19	4 0 0
K12/291	—	Oil tank filler cap ... ..	1	ES2, 19	8 6
E2/292	—	Oil tank union and filter ... ..	1	ES2, 19	7 0
A2/293	—	Oil tank union and filter washer ... ..	1	ES2, 19	6
H2/298	—	Oil tank air release pipe and nut ... ..	1	ES2, 19	4 0
10995	—	Oil tank air release pipe nut ... ..	1	ES2, 19	4
11940	—	Oil tank top attachment bolt ... ..	1	ES2, 19	3
E5456	—	Washer for bolt ... ..	1	ES2, 19	3
E6453	—	Oil tank bottom stud ... ..	2	ES2, 19	6
E3223	—	Nut for stud ... ..	2	ES2, 19	4
E5456	—	Washer for stud ... ..	2	ES2, 19	3
E2/1050	—	Oil tank bottom bracket plate ... ..	1	ES2, 19	1 0
E3336	—	Oil tank drain plug ... ..	1	ES2, 19	8
E5264	—	Oil tank drain plug washer ... ..	1	ES2, 19	3



PART No.	PLATE No.	DESCRIPTION	QTY.	USED ON	PRICE EACH
<b>OIL PIPES AND FITTINGS</b>					£ s. d.
E2/993	—	Junction block with copper pipes ...	1	ES2, 19	6 0
E2/995	—	Junction block washer ...	1	ES2, 19	3
D12/994	—	Dowel for junction block ...	1	ES2, 19	9
E3/1055	—	Return oil pipe adaptor for tank ...	1	ES2, 19	2 6
E3/1056	—	Washer for adaptor ...	2	ES2, 19	3
E2/295/6	—	Oil tank return or delivery rubber pipe ...	2	ES2, 19	3 6
<b>GEARBOX SHELL</b>					
D12/299	TN.21	Gearbox shell with studs ...	1	ES2, 19	6 19 0
D12/300	TN.73	Gearbox end cover (inner) ...	1	ES2, 19	2 15 0
D12/301	TN.53	Gearbox end cover (outer) ...	1	ES2, 19	1 15 0
D12/302	TN.42	Gearbox clutch worm inspection cover ...	1	ES2, 19	5 0
D12/647	—	Clutch worm inspection cover screw ...	2	ES2, 19	6
D12/1005	TN.19	Paper washer between shell and inner cover ...	1	ES2, 19	6
D12/1006	TN.72	Paper washer for outer cover ...	1	ES2, 19	6
D12/1007	TN.43	Joint washer for inspection cover ...	1	ES2, 19	4
D12/304	TN.20	Gearbox cover stud ...	8	ES2, 19	5
A2/307	—	Gearbox cover stud nut ...	8	ES2, 19	4
A2/308	—	Gearbox cover stud spring washer ...	8	ES2, 19	3
A2/309	—	Gearbox outer plate fixing screw ...	7	ES2, 19	5
E3336	—	Gearbox oil drain plug ...	1	ES2, 19	8
13765	—	Oil level plug ...	1	ES2, 19	8
13833	—	Oil level plug washer ...	1	ES2, 19	3
<b>GEARBOX FIXING BOLTS</b>					
D12/310	JX.63/JY.47	Gearbox suspension bolt and nut ...	1	ES2, 19	6 0
D12/313	JX.60/JY.53	Gearbox suspension bolt nut ...	1	ES2, 19	1 0
E5454	—	Gearbox suspension bolt nut washer ...	1	ES2, 19	4
A2/312	JX.65	Gearbox bottom bolt and nut ...	1	ES2, 19	3 0
A2/313	JX.64	Gearbox bottom bolt nut ...	1	ES2, 19	1 0
<b>GEARBOX FRONT CHAIN ADJUSTER</b>					
H2/314	—	Gearbox front chain adjuster eye bolt and nuts ...	1	ES2, 19	4 0
H2/1008	JX.61/JY.48	Gearbox chain adjuster bolt only ...	1	ES2, 19	3 4
E3223	JX.62/JY.49	Gearbox front chain adjuster bolt nut ...	2	ES2, 19	4
<b>GEARBOX PINIONS, SHAFTS AND BEARINGS</b>					
A2/316	—	Main gear wheel bearing complete ...	1	ES2, 19	1 7 5
A2/317	—	Main gear wheel oil retaining washer (between main gear wheel and bearing) ...	1	ES2, 19	4
A2/318	—	Main gear wheel sleeve bearing rollers (per set of 13) ...	1	ES2, 19	5 0
A2/319	—	Main gear wheel sleeve bearing roller retaining washer ...	1	ES2, 19	2 0
A2/320	—	Main gear wheel bearing oil retaining washer (between gearbox shell and bearing) ...	1	ES2, 19	4
A2/321	—	Mainshaft, right-hand bearing ...	1	ES2, 19	16 0
B2/322	—	Layshaft, left-hand bearing ...	1	ES2, 19	16 0
A2/323	—	Mainshaft bearing packing washer ...	1	ES2, 19	3
D12/324	TN.1	Main axle ...	1	ES2, 19	2 0 0
A2/325	TN.35	Layshaft ...	1	ES2, 19	1 16 8
E12/326	TN.13	Main gear wheel with bronze bush ...	1	ES2, 19	2 0 0
E12/327	TN.17	Main gear wheel bush (per pair) ...	1	ES2, 19	4 8
A2/328	TN.11	Main axle thrust washer ...	1	ES2, 19	5 0
A2/329	TN.8	Main axle sliding pinion ...	1	ES2, 19	1 10 0
A2/330	TN.6	Main axle free pinion ...	1	ES2, 19	1 6 0
A2/311	TN.2	Main axle pinion ...	1	ES2, 19	12 0
A2/332	TN.14	Layshaft pinion ...	1	ES2, 19	14 0
A2/333	TN.9	Layshaft free pinion ...	1	ES2, 19	1 3 4
A2/334	TN.7	Layshaft sliding pinion ...	1	ES2, 19	1 10 0
A2/335	TN.4	Bush for main axle free pinion ...	1	ES2, 19	4 0
A2/336	TN.10	Bush for layshaft free pinion ...	1	ES2, 19	5 0

PLATE.T.N.



PART No.	PLATE No.	DESCRIPTION	QTY.	USED ON	PRICE EACH
<b>GEARBOX PINIONS, SHAFTS AND BEARINGS—cont.</b>					£ s. d.
A2/337	TN.3	Low gear and kickstarter wheel with bronze bush	1	ES2, 19	1 13 4
A2/338	TN.5	Bronze bush for low gear kickstarter wheel	1	ES2, 19	4 8
A2/339	TN.37	Striker fork	2	ES2, 19	1 0 0
A2/340	TN.36	Striker fork shaft	1	ES2, 19	5 0
D12/341	TN.24	Cam plate	1	ES2, 19	1 0 0
D12/342	TN.25	Cam plate spindle	1	ES2, 19	13 4
D12/343	TN.23	Cam plate quadrant with spindle	1	ES2, 19	16 8
D12/344	TN.26	Cam plate or quadrant spindle bush	2	ES2, 19	5 0
A2/346	TN.28	Cam plate or quadrant spindle washer	2	ES2, 19	5
A2/347	TN.29	Cam plate or quadrant spindle spring washer	2	ES2, 19	3
D12/348	TN.30	Cam plate or quadrant spindle bolt	2	ES2, 19	5
F2/349	TN.22	Knuckle head for ratchet plate	1	ES2, 19	7 6
A2/350	TN.38	Indexing plunger	1	ES2, 19	8
A2/351	TN.40	Indexing plunger bush	1	ES2, 19	2 4
A2/352	TN.39	Indexing plunger spring	1	ES2, 19	4
A2/372	—	Main axle nut	1	ES2, 19	1 0
A2/373	—	Axle nut lock washer	1	ES2, 19	3

**KICKSTARTER PARTS**

A2/353	TN.39	Kickstarter axle with bronze bush	1	ES2, 19	2 0 0
A2/354	TN.85	Bronze bush for kickstarter end of layshaft	1	ES2, 19	5 0
A2/355	TN.79	Kickstarter axle cork washer	1	ES2, 19	4
A2/356	TN.84	Kickstarter pawl	1	ES2, 19	2 8
A2/357	TN.83	Kickstarter pawl pin	1	ES2, 19	8
A2/358	TN.46	Kickstarter return spring cover	1	ES2, 19	2 4
A2/359	TN.45	Kickstarter crank bolt	1	ES2, 19	5
A2/308	TN.47	Kickstarter crank bolt washer	1	ES2, 19	3
A2/360	TN.41	Kickstarter crank	1	ES2, 19	1 6 8
A2/367	—	Kickstarter return spring	1	ES2, 19	2 4
B2/648	—	Kickstarter crank rubber	1	ES2, 19	2 0
A2/361	TN.76	Kickstarter cam	1	ES2, 19	8
A2/362	TN.75	Kickstarter cam or stop piece rivet	1	ES2, 19	3
A2/363	TN.87	Kickstarter stop piece	1	ES2, 19	10
A2/364	TN.80	Kickstarter bush	1	ES2, 19	6 0
A2/365	TN.82	Kickstarter pawl spring	1	ES2, 19	4
A2/366	TN.81	Kickstarter pawl spring plunger	1	ES2, 19	8

**GEARBOX AXLE SPROCKET**

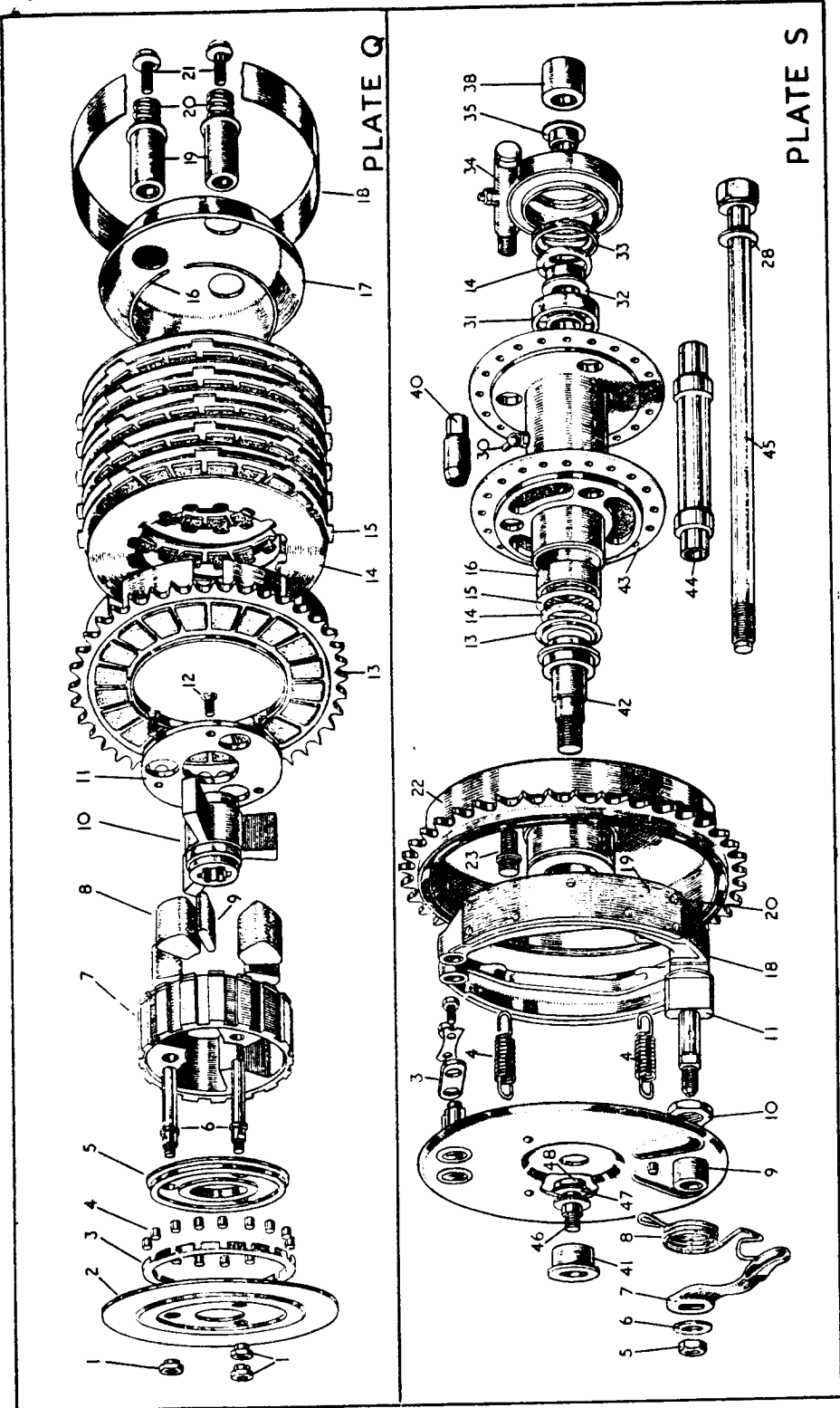
E12/368	TN.31	Axle sprocket	1	ES2, 19	1 2 0
A2/369	—	Axle sprocket locking nut	1	ES2, 19	1 8
A2/370	—	Axle sprocket nut locking plate	1	ES2, 19	8
A2/371	—	Axle sprocket locking plate screw	1	ES2, 19	3

(Axle sprockets 17T and 19T can be supplied, state size when ordering.)

**CLUTCH GROUP**

D12/374	—	Clutch assembly complete	1	ES2, 19	12 5 0
D12/375	TN.57	Clutch worm	1	ES2, 19	5 0
D12/376	TN.58	Clutch worm nut	1	ES2, 19	13 4
D12/377	TN.54	Clutch worm lever	1	ES2, 19	5 0
D12/378	TN.56	Clutch worm lever stud	1	ES2, 19	6
T158	TN.55	Clutch worm lever stud nut	1	ES2, 19	3
E3/379	—	Clutch rod	1	ES2, 19	2 0
A2/380	—	Thrust pin	1	ES2, 19	2 0
D12/381	Q.2	Clutch back plate	1	ES2, 19	5 6
A2/382	Q.3	Clutch roller cage	1	ES2, 19	3 6
A2/383	Q.4	Clutch roller (per set 15)	1	ES2, 19	6 6
A2/384	Q.13	Clutch sprocket with inserts	1	ES2, 19	2 5 0
A2/385	Q.7	Clutch body	1	ES2, 19	1 17 0
A2/386	Q.5	Clutch body back cover plate	1	ES2, 19	4 8
D12/387	Q.10	Clutch body centre	1	ES2, 19	17 0
A2/388	Q.8	Clutch body centre rubber buffers, large (set 3)	1	ES2, 19	4 6

PART No.	PLATE No.	DESCRIPTION	QTY.	USED ON	PRICE EACH
<b>CLUTCH GROUP—cont.</b>					£ s. d.
A2/389	Q.9	Clutch body centre rubber buffers, small (set of 3) ... ..	1	ES2, 19	4 6
A2/390	Q.11	Clutch body front cover plate ... ..	1	ES2, 19	6 0
A2/391	Q.12	Clutch body front cover plate retaining screw (3) ... ..	3	ES2, 19	3
A2/392	Q.14	Clutch plate (steel) ... ..	5	ES2, 19	5 6
A2/393	Q.15	Clutch friction plate with inserts ... ..	5	ES2, 19	11 0
A2/394	—	Clutch friction plate inserts (per 20) ... ..	100	ES2, 19	5 10
A2/395	—	Clutch sprocket inserts (per 20) ... ..	20	ES2, 19	9 2
A2/396	Q.18	Clutch plate cover ... ..	1	ES2, 19	4 6
A2/397	Q.17	Clutch outer plate ... ..	1	ES2, 19	5 6
A2/398	Q.16	Clutch plate retaining ring ... ..	1	ES2, 19	1 4
D2/399	Q.20	Clutch spring ... ..	3	ES2, 19	8
D2/400	Q.19	Clutch spring box ... ..	3	ES2, 19	1 0
D2/401	Q.6	Clutch spring stud ... ..	3	ES2, 19	1 6
A2/402	Q.1	Clutch spring stud nut ... ..	3	ES2, 19	4
A2/403	Q.21	Clutch spring screw ... ..	3	ES2, 19	4
<b>POSITIVE FOOT CHANGE PARTS</b>					
D12/404	TN.50	Gearbox change speed indicator ... ..	1	ES2, 19	1 6
D12/405	TN.47	Gearbox change speed indicator bolt ... ..	1	ES2, 19	6
D12/864	TN.49	Gearbox change speed indicator bolt washer ... ..	1	ES2, 19	3
D12/406	TN.51	Gear lever ... ..	1	ES2, 19	1 0 0
D12/407	TN.52	Gear lever rubber ... ..	1	ES2, 19	2 0
A2/408	—	Gear lever securing bolt ... ..	1	ES2, 19	8
D12/409	TN.59	Return spring cover plate ... ..	1	ES2, 19	6 8
D12/410	TN.62	Return spring for pawl carrier ... ..	1	ES2, 19	1 4
D12/411	TN.69	Stop stud for pawl carrier ... ..	2	ES2, 19	1 4
A2/412F	—	Stop stud nut for pawl carrier (front) ... ..	2	ES2, 19	8
A2/413	TN.64	Peg for pawl carrier ... ..	2	ES2, 19	4
D12/414	TN.63	Pawl carrier ... ..	1	ES2, 19	13 0
D12/415	TN.70	Pawl carrier spacing washer ... ..	1	ES2, 19	3
A2/417	TN.65	Pawl plain ... ..	1	ES2, 19	4 0
A2/418	TN.66	Pawl forked ... ..	1	ES2, 19	4 0
A2/419	TN.61	Pawl return spring ... ..	1	ES2, 19	1 0
A2/420	TN.67	Pawl pin ... ..	1	ES2, 19	1 6
A2/421	TN.60	Pawl pin nut ... ..	1	ES2, 19	8
D12/422	TN.68	Ratchet plate with spindle ... ..	1	ES2, 19	1 0 0
D12/423	TN.71	Cam plate ... ..	1	ES2, 19	4 0
D12/1010	TN.74	Bronze bush inner for gear change ... ..	1	ES2, 19	5 0
D12/1011	—	Bronze bush outer for gear change ... ..	1	ES2, 19	5 0
<b>FRONT AND REAR WHEEL ASSEMBLIES</b>					
J2/714	—	Front wheel complete with bearings and brake (less tyres) ... ..	1	ES2, 19	14 5 0
E2/715	—	Rear wheel complete with bearings and brake (less tyre) ... ..	1	ES2	16 0 0
K6/715	—	Rear wheel complete with bearings and brake (less tyre) ... ..	1	19	16 0 0
<b>FRONT AND REAR WHEELS WITH HUB SHELL ONLY</b>					
J2/428	—	Front wheel with hub shell only ... ..	1	ES2, 19	7 5 0
B2/649	—	Rear wheel with hub shell only ... ..	1	ES2	5 17 0
K6/649	—	Rear wheel with hub shell only ... ..	1	19	5 17 0
<b>WHEEL RIMS AND SPOKES</b>					
B2/654	—	Wheel rim front (WM.2.19) ... ..	1	ES2, 19	1 5 0
A2/432	—	Wheel rim rear ... ..	1	ES2	1 5 0
K6/432	—	Wheel rim rear (WM.2.18) ... ..	1	19	1 10 0
J2/650	—	Wheel spoke front brake side (set 20) ... ..	1	ES2, 19	4 0
J2/651	—	Wheel spoke front plain side (set 20) ... ..	1	ES2	4 0
B2/652	—	Wheel spoke rear brake side (set 20) ... ..	1	ES2	4 0
K6/652	—	Wheel spoke rear brake side (set 20) ... ..	1	19	4 0
B2/653	—	Wheel spoke rear plain side (set 20) ... ..	1	ES2	4 0
K6/653	—	Wheel spoke rear plain side (set 20) ... ..	1	19	4 0
A2/431	—	Wheel spoke nipples, front or rear (set 40) ... ..	2	ES2, 19	4 6



PART No.	PLATE No.	DESCRIPTION	QTY.	USED ON	PRICE EACH
<b>REAR HUBS AND FITTINGS</b>					£ s. d.
B2/433	S.43	Hub shell only (rear) ... ..	1	ES2, 19	1 17 0
A2/434	S.44	Hub shell bearing sleeve ... ..	1	ES2, 19	6 0
A2/441	S.32	Hub bearing distance piece plain side (rear)	1	ES2, 19	2 0
A2/439	S.13	Hub bearing felt washer steel cup brake side (rear) ... ..	1	ES2, 19	1 0
A2/460	S.45	Rear hub spindle ... ..	1	ES2, 19	7 0
B2/659	S.28	Rear hub spindle washer ... ..	1	ES2, 19	3
B2/660	S.35	Rear hub spindle shouldered washer (plain side) (for speedometer gearbox) ...	1	ES2, 19	1 6
B2/461	S.38	Rear hub spindle distance piece (plain side)	1	ES2, 19	2 0
A2/462	—	Rear hub brake plate ... ..	1	ES2, 19	15 6
E2/463 (43T)	S.22	Rear hub brake drum and sprocket (43T)	1	ES2, 19	3 0 0
A2/464	S.42	Rear brake drum and sprocket fork end attachment piece ... ..	1	ES2, 19	8 0
A2/465	S.41	Rear hub brake plate distance piece (outer)	1	ES2, 19	2 0
A2/454	S.27	Rear brake drum and sprocket fork end attachment nut ... ..	1	ES2, 19	2 2
A2/466	—	Rear hub brake torque arm ... ..	1	19R	5 6
H12/466	—	Rear hub brake torque arm ... ..	1	ES2, 19SF	5 6
A2/467	—	Rear hub brake torque arm spring washer	1	19R	3
E3812	—	Rear hub brake torque arm frame bolt ...	1	19R	1 0
15703	—	Rear hub brake torque arm frame bolt ...	1	ES2, 19SF	1 0
E3224	—	Rear hub brake torque arm frame bolt nut	1	ES2, 19SF	4
E5376	—	Rear hub brake torque arm frame bolt washer ... ..	1	ES2, 19SF	3
A2/468	S.46	Rear hub brake plate torque arm stud ...	1	ES2, 19	4 0
11664	S.48	Rear hub brake plate torque arm stud nut	1	ES2, 19	5
E5375	S.47	Rear hub brake plate torque arm stud washer ... ..	1	ES2, 19	3
A2/448R	S.11	Rear hub brake cam ... ..	1	ES2, 19	7 0
A2/469	S.7	Rear hub brake cam lever ... ..	1	19R	3 0
H12/469	—	Rear hub brake cam lever ... ..	1	ES2, 19SF	12 6
A2/470	S.8	Rear hub brake cam lever return spring ...	1	19R	1 0
H12/470	—	Rear hub brake cam lever return spring ...	1	ES2, 19SF	1 0
A2/472	—	Rear hub brake drum stud ... ..	3	ES2, 19	1 0
B2/451	S40	Wheel sleeve nut (rear) ... ..	3	ES2, 19	2 0

**HUB BRAKE SHOES AND LININGS**

J2/443F	R.21	Hub brake shoe with lining (front) ...	2	ES2, 19	1 2 6
H2/443R	S.18	Hub brake shoe with lining (rear) ...	2	ES2, 19	1 0 6
J2/444 (F)	R.23	Hub brake shoe lining (front) per pair ...	1	ES2, 19	18 4
H2/444(R)	S.19	Hub brake shoe lining (rear) per pair ...	1	ES2, 19	14 8
A2/445	S.30	Hub brake shoe lining rivets (per set 14) ...	2	ES2, 19	1 0

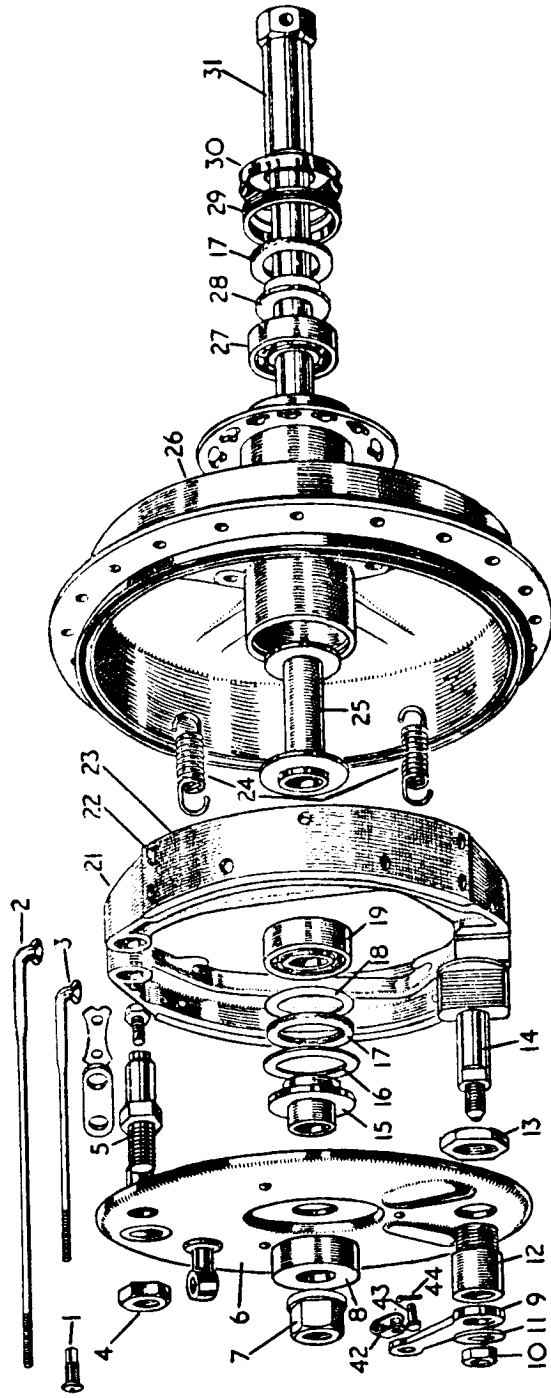
**FRONT HUBS AND FITTINGS**

J2/655	R.26	Hub shell and brake drum front ... ..	1	ES2, 19	4 10 0
B2/452	R.31	Front hub spindle ... ..	1	ES2, 19	15 0
B2/454	R.7	Front hub spindle nut ... ..	1	ES2, 19	2 2
J2/457	R.6	Front hub brake plate ... ..	1	ES2, 19	1 5 0
J2/459	R.9	Front hub brake cam lever ... ..	1	ES2, 19	3 0
B2/657	R.5	Front hub shoe fulcrum pin ... ..	1	ES2, 19	2 6
B2/658	R.4	Front hub brake shoe fulcrum pin nut ...	1	ES2, 19	6
J2/441	R.28	Front hub bearing distance piece (plain side)	1	ES2, 19	1 0
C2/656	R.25	Front hub shell bearing distance tube ...	1	ES2, 19	1 6
B2/439	R.16	Front hub bearing felt washer steel plate brake side ... ..	1	ES2, 19	6
J2/442	R.30	Front hub bearing dust cover (plain side) ...	1	ES2, 19	3 0
J2/448F	R.14	Front hub brake cam ... ..	1	ES2, 19	7 0

**PARTS COMMON TO FRONT AND REAR HUBS**

A2/435	R.27/S.31	Hub bearing (plain side) ... ..	2	ES2, 19	12 7
A2/436	R.19/S.16	Hub bearing (brake side) ... ..	2	ES2, 19	1 3 9
A2/440	R.29/S.33	Hub bearing lock ring, plain side, front or rear ... ..	2	ES2, 19	2 0

PLATE. R.

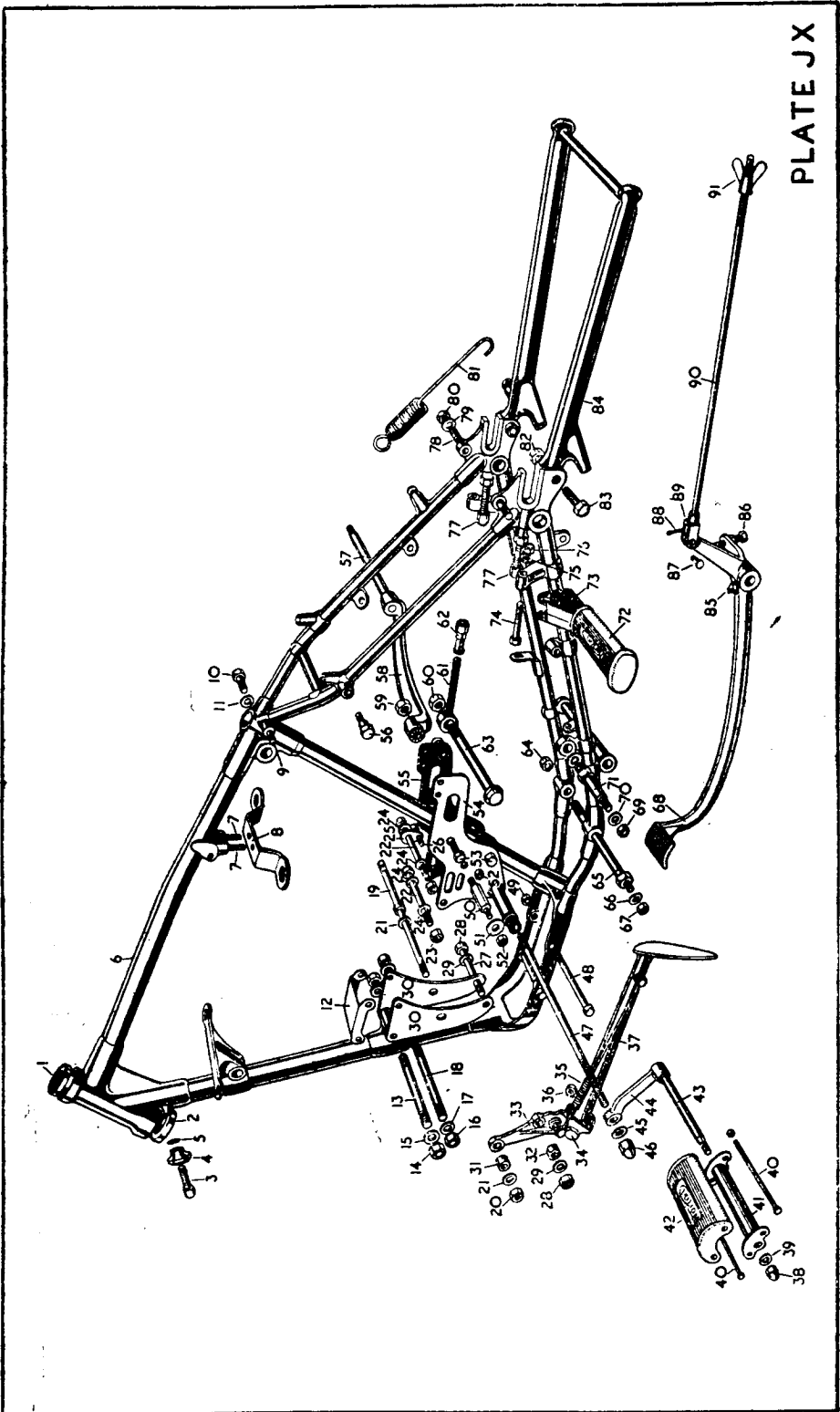


PART No.	PLATE No.	DESCRIPTION	QTY.	USED ON	PRICE EACH
<b>PARTS COMMON TO FRONT AND REAR HUBS—cont.</b>					£ s. d.
A2/437	R.17/S.14	Hub bearing felt washer ... ..	4	ES2, 19	8
A2/438	R.18/S.15	Hub bearing pen steel washer brake side ...	2	ES2, 19	4
A2/198	S.30	Hub grease nipple ... ..	2	ES2, 19	1 0
A2/446	R.24/S.4	Hub brake shoe return spring ... ..	4	ES2, 19	1 0
I4454	S.3	Hub brake shoe retaining plate ... ..	2	ES2, 19	1 0
I4506	—	Retaining plate tab washer ... ..	2	ES2, 19	8
I4455	—	Retaining plate bolts ... ..	4	ES2, 19	8
E3224	R10/S.5	Hub brake cam nut ... ..	2	ES2, 19	4
E5455	R.11/S.6	Hub brake cam nut washer ... ..	2	ES2, 19	3
<b>ENGINE SPROCKETS</b>					
H2/473	A.4	Engine sprocket (state number of teeth) ...	1	ES2, 19	1 2 0
A2/474	A.47	Engine mainshaft key ... ..	1	ES2, 19	3
A2/475	A.3	Engine sprocket locknut ... ..	1	ES2, 19	1 0
(Sprockets can be supplied in the following sizes: 16T to 23T inclusive.)					
<b>FRONT AND REAR CHAINS</b>					
E3/477	—	Front driving chain (77 link) ... ..	1	ES2, 19SF	1 5 0
A2/477	—	Front driving chain (75 link) ... ..	1	19R	1 5 0
A2/478	—	Rear driving chain (90 link) ... ..	1	ES2, 19SF	2 3 0
H12/478	—	Rear driving chain (91 link) ... ..	1	19R	2 3 0
A2/479	—	Front chain spring link ... ..	1	ES2, 19	1 9
A2/480	—	Front chain crank link ... ..	1	ES2, 19	3 0
A2/481	—	Rear chain spring link ... ..	1	ES2, 19	1 9
A2/482	—	Rear chain cranked link ... ..	1	ES2, 19	3 0
<b>REAR CHAIN ADJUSTERS</b>					
A2/482	JX.77	Rear chain adjuster bolt and nut ... ..	2	19R	3 6
H12/483	—	Rear chain adjuster complete ... ..	2	ES2, 19SF	4 0
H12/666	—	Rear chain adjuster bolt only ... ..	2	ES2, 19SF	2 6
E3223	—	Rear chain adjuster bolt nut ... ..	2	ES2, 19SF	4
H12/668	—	Rear chain adjuster fork end cap ... ..	2	ES2, 19SF	1 0
<b>FRONT CHAIN CASE AND FITTINGS</b>					
H2/484	—	Front chaincase, inner portion ... ..	1	19R	3 4 0
H4/484	—	Front chaincase, inner portion ... ..	1	ES2, 19SF	3 4 0
A2/485	—	Front chaincase, outer portion ... ..	1	ES2, 19	3 10 0
A2/486	—	Front chaincase sealing washer ... ..	1	ES2, 19	9 0
E3336	—	Front chaincase drain plug ... ..	1	ES2, 19	10
E5264	—	Front chaincase drain plug washer ... ..	1	ES2, 19	3
A2/487	—	Front chaincase inspection disc ... ..	1	ES2, 19	2 0
A2/488	—	Front chaincase inspection disc washer ...	1	ES2, 19	6
A2/489	—	Front chaincase inspection disc spring clip	1	ES2, 19	1 0
E6354	—	Front chaincase inner portion crankcase attachment pin ... ..	1	ES2, 19	5
A2/490	—	Front chaincase pin locking plate ... ..	1	ES2, 19	4
E3223	JX.52	Front chaincase inner portion attachment nut ... ..	2	ES2, 19	4
E2/491	JX.50	Front chaincase inner portion attachment bolt ... ..	1	19R	3 6
D12/491	—	Front chaincase inner portion attachment bolt ... ..	1	ES2, 19SF	3 6
A2/275	JX.51	Front chaincase inner portion attachment bolt washer ... ..	1	ES2, 19	3
E2/492	—	Front chaincase inner portion crankcase washer ... ..	1	ES2, 19	6
A2/493	—	Front chaincase inner portion gearbox felt washer ... ..	1	ES2, 19	8
A2/494	—	Front chaincase inner portion footrest tube felt washer ... ..	1	ES2, 19	4
A2/495	—	Front chaincase outer portion securing nut	1	ES2, 19	2 4
A2/496	—	Front chaincase outer portion securing nut washer ... ..	1	ES2, 19	2 0



PART No.	PLATE No.	DESCRIPTION	QTY.	USED ON	PRICE EACH
<b>REAR CHAINGUARD AND FITTINGS</b>					£ s. d.
E2/497	—	Rear chainguard ... ..	1	19R	1 4 0
H12/497	—	Rear chainguard ... ..	1	ES2, 19SF	1 4 0
I2342	—	Rear chainguard pin ... ..	2	ES2, 19	5
E3229	—	Nut for pin ... ..	2	ES2, 19	4
E5379	—	Washer for pin ... ..	2	ES2, 19	3
I5817	—	Rear chainguard rear fixing bolt ... ..	1	ES2, 19SF	1 0
E3224	—	Nut for bolt ... ..	1	ES2, 19SF	4
E5379	—	Washer for bolt ... ..	1	ES2, 19SF	3
I6879	—	Rear chainguard distance piece ... ..	1	ES2, 19SF	6
<b>REAR BRAKE PEDAL AND FITTINGS</b>					
A2/498	JX.68	Rear brake pedal ... ..	1	19R	1 4 0
H12/498	JY.86	Rear brake pedal ... ..	1	ES2, 19SF	1 4 0
A2/500	JX.85	Rear brake pedal grease nipple ... ..	1	ES2, 19	1 0
A2/501	JX.86	Rear brake pedal adjuster and locknut ... ..	1	ES2, 19	1 6
A2/502	JX.71	Rear brake pedal pivot bolt ... ..	1	19R	2 0
D12/502	JY60	Rear brake pedal pivot bolt ... ..	1	ES2, 19SF	2 0
E3223	JX.69	Nut for pivot bolt ... ..	1	ES2, 19	4
E5456	JX.70	Washer for pivot bolt ... ..	1	ES2, 19	3
<b>REAR BRAKE ROD AND FITTINGS</b>					
A503	JX.90	Rear brake rod ... ..	1	19R	6 0
H12/503	JY.92	Rear brake rod ... ..	1	ES2, 19SF	6 0
A2/504	JX.89	Rear brake rod jaw joint ... ..	1	19R	4 6
H12/504	JY.91	Rear brake rod jaw joint ... ..	1	ES2, 19SF	4 6
A2/505	JX.91	Rear brake rod adjuster ... ..	1	19R	3 0
H12/505	JY.93	Rear brake rod adjuster ... ..	1	ES2, 19SF	3 0
A2/506	JX.87	Rear brake pedal jaw joint pin ... ..	1	19R	5
A2/195	JX.88	Cotter for joint pin ... ..	1	ES2, 19	2
H12/506	JY.90	Rear brake rod jaw joint pin ... ..	1	ES2, 19SF	5
I5822	—	Rear brake rod roller (cam lever end) ... ..	1	ES2, 19SF	6
<b>FOOTRESTS AND FITTINGS</b>					
A2/507	JX.42	Footrest rubber ... ..	2	ES2, 19	2 6
A2/508	JX.40	Footrest rubber securing bolt and nut ... ..	4	ES2, 19	10
A2/509	JX.41	Footrest pad holder ... ..	2	ES2, 19	5 6
D12/510	JX.47	Footrest rod ... ..	1	ES2, 19	4 0
E3226	JX.59	Footrest rod nut, plain ... ..	1	ES2, 19	5
E3220	JX.45	Footrest rod nut, domed ... ..	1	ES2, 19	10
E5377	JX.46	Footrest rod nut washer ... ..	2	ES2, 19	3
A2/512	—	Footrest serrated hanger with pad holder spindle (left-hand) ... ..	1	ES2, 19	12 0
D12/512RH	—	Footrest serrated hanger with pad holder spindle (right-hand) ... ..	1	ES2, 19	15 0
A2/513	JX.44	Footrest serrated hanger only (left-hand) ... ..	1	ES2, 19	9 8
D12/513RH	JX.58	Footrest serrated hanger only (right-hand) ... ..	1	ES2, 19	12 6
A2/514	JX.43	Footrest serrated hanger spindle only ... ..	2	ES2, 19	2 4
A2/515	JX.38	Footrest serrated hanger spindle nut ... ..	2	ES2, 19	5
E5376	JX.39	Footrest hanger spindle washer ... ..	2	ES2, 19	6
<b>FRONT AND REAR ENGINE PLATES</b>					
E2/522	JX.30	Front engine plate (left or right-hand) ... ..	2	ES2, 19	8 0
A2/523	JX.12	Front engine plate cover ... ..	1	ES2, 19	6 6
E2/516	JX.54	Rear engine plate (left-hand) with footrest tube ... ..	1	19R	19 0
H4/516	—	Rear engine plate (left-hand) with footrest tube ... ..	1	ES2, 19SF	19 0
E2/517	JX.55	Rear engine plate (right-hand) with footrest tube ... ..	1	19R	19 0
E4/517	—	Rear engine plate (right-hand) with footrest tube ... ..	1	ES2, 19SF	19 0

PART No.	PLATE No.	DESCRIPTION	QTY.	USED ON	PRICE EACH
<b>FRAMES AND REAR SUSPENSION</b>					£ s. d.
F2/518	JX6	Frame only with head races ... ..	1	19R	24 0 0
H4/518	—	Frame only with head races ... ..	1	ES2, 19SF	30 0 0
A2/519	JX.1	Frame head race top ... ..	1	ES2, 19	7 6
A2/520	JX.2	Frame head race bottom ... ..	1	ES2, 19	7 6
A2/521	—	Frame head balls (per set 34) ... ..	1	ES2, 19	4 0
I3195	JX.3	Frame fork stop bolt ... ..	2	ES2, 19	8
I1796	JX.5	Frame fork stop bolt washer ... ..	4	ES2, 19	3
B2/877	JX.4	Frame fork stop distance piece ... ..	2	ES2, 19	6
H12/1091	—	Rear mudguard and engine plate support bridge ... ..	1	ES2, 19SF	17 6
E3135	—	Support bridge fixing bolts ... ..	4	ES2, 19SF	8
E5380	—	Washer for bolt ... ..	4	ES2, 19SF	3
H12/1081	JY.77	Rear shock absorber unit ... ..	2	ES2, 19SF	3 5 0
I6839	—	Shock absorber top fixing bolt ... ..	2	ES2, 19SF	1 0
E3223	—	Nut for top fixing bolt ... ..	2	ES2, 19SF	4
E5456	—	Washer for top fixing bolt ... ..	2	ES2, 19SF	3
I8537	—	Distance piece between mudguard ... ..	2	ES2, 19SF	6
I5900	JY.85	Shock absorber bottom fixing bolt ... ..	2	ES2, 19SF	1 0
E3223	JY.84	Nut for bottom fixing bolt ... ..	2	ES2, 19SF	4
E5379	—	Washer for bottom fixing bolt ... ..	2	ES2, 19SF	3
<b>SWINGING ARM AND FITTINGS</b>					
H12/1088	—	Swinging arm assembly with bushes and bolt ... ..	1	ES2, 19SF	6 5 0
H12/1089	JY.81	Swinging arm only ... ..	1	ES2, 19SF	5 0 0
H12/1090	JY.82	Swinging arm bearing spacer tube ... ..	1	ES2, 19SF	3 0
E21043	JY.78	Swinging arm silent bloc bearing ... ..	2	ES2, 19SF	7 6
I6809	JY.81	Swinging arm securing bolt ... ..	1	ES2, 19SF	4 0
I1809	JY.80	Swinging arm securing bolt washer ... ..	1	ES2, 19SF	3
I6840	JY.79	Swinging arm securing bolt nut ... ..	1	ES2, 19SF	8
<b>CENTRE PROP STAND</b>					
H12/524	JY.62	Prop stand ... ..	1	ES2, 19SF	1 5 0
I1466	JY.61	Prop stand fixing bolt ... ..	2	ES2, 19SF	9
H12/527	JY.67	Prop stand return spring ... ..	1	ES2, 19SF	2 0
H12/1082	JY.64	Prop stand return spring clip ... ..	1	ES2, 19SF	1 0
E3135	JY.63	Bolt for clip ... ..	1	ES2, 19SF	8
E3231	JY.65	Nut for clip ... ..	1	ES2, 19SF	4
E5380	JY.66	Washer for clip ... ..	1	ES2, 19SF	3
<b>SIDE PROP STAND</b>					
E2/1014	JX.37	Side prop stand ... ..	1	19R	1 1 0
E4/1014	JY.22	Side prop stand ... ..	1	ES2, 19SF	1 1 0
E2/1016	JX.33	Side prop stand fixing plate ... ..	1	ES2, 19	5 0
I4828	JX.31	Distance piece for engine plate and crankcase bolt ... ..	1	ES2, 19	6
I4999	JX.32	Distance piece for crankcase bolt ... ..	1	ES2, 19	4
E2/1015	JX.35	Side prop stand spring ... ..	1	ES2, 19	2 0
E6706	JX.34	Fixing bolt ... ..	1	ES2, 19	9
I2079	JX.36	Fixing bolt nut ... ..	1	ES2, 19	4
I4990	—	Strap for prop stand ... ..	1	ES2, 19	9
<b>FRONT MUDGUARD, STAYS AND FITTINGS</b>					
K12/529	—	Front mudguard only with front number plate studs ... ..	1	ES2, 19	1 0 0
E2/530	—	Front mudguard stay (left- or right-hand) ... ..	2	ES2, 19	3 6
I2342	—	Front mudguard stay pin ... ..	4	ES2, 19	5
E3229	—	Front mudguard stay pin nut ... ..	4	ES2, 19	4
E5379	—	Front mudguard stay nut washer ... ..	2	ES2, 19	3
E2/630	—	Front mudguard centre stay ... ..	1	ES2, 19	6 6
I2342	—	Front mudguard centre stay pin ... ..	2	ES2, 19	5
E3229	—	Front mudguard centre stay pin nut ... ..	2	ES2, 19	4
E5379	—	Front mudguard centre stay pin washer ... ..	1	ES2, 19	3
T1085	—	Front mudguard centre stay fork attach- ment stud ... ..	4	ES2, 19	6



PART No.	PLATE No.	DESCRIPTION	QTY.	USED ON	PRICE EACH
<b>FRONT MUDGUARD, STAYS AND FITTINGS—cont.</b>					£ s. d.
E3229	—	Nut for stud ... ..	4	ES2, 19	4
E5379	—	Washer for stud ... ..	4	ES2, 19	3
E3262	—	Front mudguard stand attachment bolt ...	1	ES2, 19	8
E3223	—	Nut for bolt ... ..	1	ES2, 19	4
E3218	—	Domed nut for bolt ... ..	1	ES2, 19	6
E5456	—	Washer for bolt ... ..	2	ES2, 19	3

### FRONT AND REAR NUMBER PLATES AND FITTINGS

K12/531	—	Front number plate ... ..	1	ES2, 19	3 0
I8712	—	Front number plate screw ... ..	2	ES2, 19	3
I8755	—	Front number plate rubber ... ..	1	ES2, 19	9
I8708	—	Front number plate stanchion ... ..	2	ES2, 19	9
E3229	—	Nut for stanchion ... ..	2	ES2, 19	4
E5379	—	Washer for stanchion ... ..	2	ES2, 19	3
K12/532	—	Rear number plate ... ..	1	ES2, 19	12 6
I2342	—	Rear number plate pins ... ..	4	ES2, 19	5
E5379	—	Washers for pins ... ..	4	ES2, 19	3
I8629	—	Rear number plate rubber ... ..	1	ES2, 19	2 0

### REAR MUDGUARD STAYS AND FITTINGS

K6/534	—	Rear mudguard complete ... ..	1	19R	1 0 0
H12/534	—	Rear mudguard ... ..	1	ES2, 19SF	2 10 0
I2342	—	Rear mudguard bottom portion fixing pins	2	19R	5
E5379	—	Washer for pin ... ..	2	19R	3
A2/536	—	Rear mudguard stay and lifting handle ...	1	19R	1 0 0
H12/536(LH)	—	Rear mudguard stay and handle (left-hand)	1	ES2, 19SF	5 0
H12/536(RH)	—	Rear mudguard stay and handle (right-hand)	1	ES2, 19SF	5 0
I2342	—	Rear lifting stay mudguard pin ... ..	4	19R	5
E3223	—	Nut for pin ... ..	4	19R	4
E5379	—	Washer for pin ... ..	4	19R	3
E6453	JX.78	Rear mudguard stay and lifting handle stud (frame attachment) ... ..	2	19R	8
E3223	JX.80	Nut for stud ... ..	2	19R	4
A2/537	—	Rear mudguard stay (left- or right-hand) ...	2	19R	3 6
I2342	—	Stay attachment pin mudguard attachment	2	19R	5
E3223	—	Nut for pin ... ..	2	19R	4
E5379	—	Washer for pin ... ..	4	19R	3
I3059	—	Rear mudguard chain stay distance piece ...	1	19R	5
I2868	—	Rear mudguard chain stay attachment bolt	1	19R	8
E3223	—	Nut for bolt ... ..	1	19R	4
E5379	—	Washer for bolt ... ..	1	19R	3
E6354	—	Stay and handle mudguard attachment bolt	4	ES2, 19SF	5
E3223	—	Nut for bolt ... ..	4	ES2, 19SF	4
E5456	—	Washer for bolt ... ..	4	ES2, 19SF	3
I2343	JY.56	Rear mudguard bottom attachment bolt ...	2	ES2, 19SF	8
E3229	JY.57	Nut for bolt ... ..	2	ES2, 19SF	4
E5379	—	Washer for bolt ... ..	2	ES2, 19SF	3

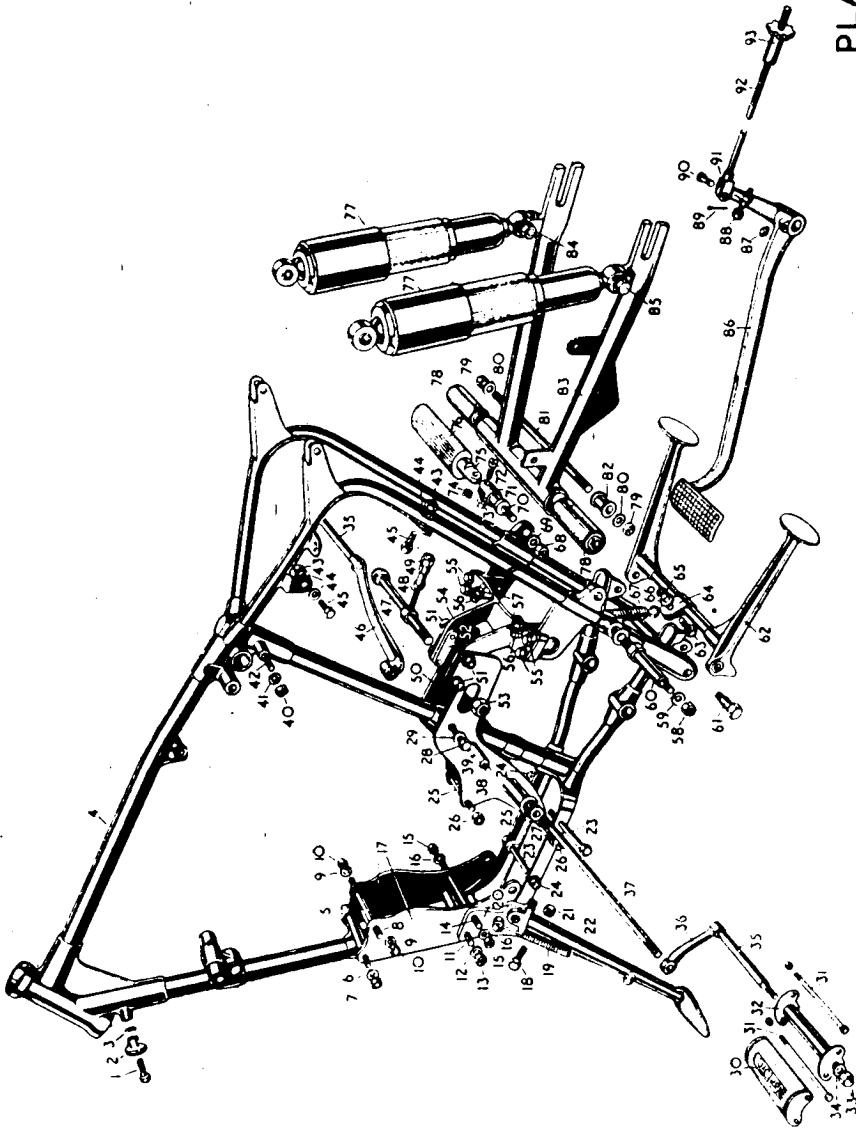
### TOOL BOX AND FITTINGS

A2/538	—	Tool box ... ..	1	19R	1 5 0
H12/538	—	Tool box ... ..	1	ES2, 19SF	1 5 0
I2342	—	Tool box fixing bolt ... ..	1	19R	5
I2343	—	Tool box fixing bolt ... ..	2	19R	8
I2343	JY.45	Tool box fixing bolt ... ..	3	ES2, 19SF	8
E3229	JY.43	Nut for bolt ... ..	3	ES2, 19	4
E5379	JY.44	Washer for bolt ... ..	3	ES2, 19	3
A2/539	—	Tool box knob ... ..	1	ES2, 19	2 4
A2/281	—	Tool box knob cotter ... ..	1	ES2, 19	2

### DUAL SEAT AND FITTINGS

K12/540	—	Dual seat ... ..	1	ES2, 19	5 10 0
K4/1094	—	Dual seat front bracket ... ..	1	ES2, 19SF	12 6
K6	—	Dual seat front bracket ... ..	1	19R	12 6
I2080	—	Dual seat front bracket bolt ... ..	1	ES2, 19	1 8

PLATE JY



PART No.	PLATE No.	DESCRIPTION	QTY.	USED ON	PRICE EACH
<b>DUAL SEAT AND FITTINGS—cont.</b>					£ s. d.
E3223	—	Nut for bolt ... ..	1	ES2, 19	4
E5379	—	Washer for bolt ... ..	1	ES2, 19	3
K6/1095	—	Dual seat rear bracket ... ..	1	19R	7 6
K12/1095	—	Dual seat rear bracket ... ..	1	ES2, 19SF	7 6
17010	—	Fixing bolt for rear and front bracket ... ..	4	ES2, 19	9
E5456	—	Washer for bolt ... ..	4	ES2, 19	3
K6/1096	—	Dual seat pillar stud ... ..	2	19R	1 0
H2/1097	—	Dual seat adjuster ... ..	2	19R	2 0
E3224	—	Dual seat adjuster locknut ... ..	2	19R	4
E5379	—	Dual seat adjuster locknut washer ... ..	2	19R	3
<b>REAR STAND AND FITTINGS</b>					
A2/542	JX.84	Rear stand ... ..	1	19R	2 2 0
E3812	JX.83	Rear stand attachment bolt ... ..	2	19R	1 0
11664	JX.82	Bolt nut ... ..	2	19R	5
A2/543	JX.81	Rear stand spring ... ..	1	19R	3 0
<b>FRONT STAND AND FITTINGS</b>					
A2/544	—	Front stand ... ..	1	ES2, 19	1 0 0
13251	—	Front stand attachment pin ... ..	2	ES2, 19	5
E5379	—	Washer for pin ... ..	2	ES2, 19	3
<b>BATTERY CARRIER AND FITTINGS</b>					
F2/586	—	Battery carrier ... ..	1	19R	15 0
H12/586	—	Battery carrier ... ..	1	ES2, 19SF	15 0
E6453	JX.9	Battery carrier top stud ... ..	1	19R	6
E3223	—	Nut for stud ... ..	1	19R	4
E5456	—	Washer for stud ... ..	1	19R	3
13053	JY.42	Battery carrier top stud ... ..	1	ES2, 19SF	6
E3223	JY.40	Nut for stud ... ..	1	ES2, 19SF	4
11795	JY.41	Washer for stud ... ..	1	ES2, 19SF	3
E6453	—	Battery carrier bottom fixing stud ... ..	2	ES2, 19SF	6
E3223	—	Nut for stud ... ..	2	ES2, 19SF	4
(See oil tank fittings for bottom bolt Model 19R.)					
<b>SPEEDOMETER AND FITTINGS</b>					
B2/545	—	Speedometer head ... ..	1	ES2, 19	3 0 0
B2/681	—	Speedometer head rubber washer ... ..	1	ES2, 19	6
B2/555	—	Speedometer head attachment bracket ... ..	1	ES2, 19	1 6
B2/556	—	Speedometer head securing nut ... ..	2	ES2, 19	4
B2/557	—	Speedometer head securing washer ... ..	2	ES2, 19	3
B2/552	—	Speedometer cable complete ... ..	1	ES2, 19	1 5 0
B2/553	—	Speedometer cable outer ... ..	1	ES2, 19	12 6
B2/554	—	Speedometer cable inner ... ..	1	ES2, 19	12 6
B2/564	—	Speedometer gearbox complete ... ..	1	ES2, 19	1 10 0
<b>PILLION FOOTRESTS AND FITTINGS</b>					
A2/582	JX.73	Pillion footrest hanger, left- or right-hand ... ..	1	19R	4 0
A2/583	JX.72	Pillion footrest rubber, left- or right-hand ... ..	2	19R	3 0
E5380	JX.74	Pillion footrest attachment bolt ... ..	2	19R	5
5790A	JX.75	Pillion footrest attachment bolt spring washer ... ..	2	19R	4
E3223	JX.76	Pillion footrest attachment bolt nut ... ..	2	19R	4
A2/584	—	Pillion footrest complete with pins (per pair) ... ..	1	19R	17 0
H12/584	—	Pillion footrest complete (per pair) ... ..	1	ES2, 19SF	1 1 0
H12/1086	JY.75	Pillion footrest bar with eye bolt ... ..	2	ES2, 19SF	4 0
H12/1087	JY.71	Pillion footrest lug ... ..	2	ES2, 19SF	5 0
16841	JY.70	Stud pillion footrest and silencer fixing ... ..	2	ES2, 19SF	10
E3224	JY.68	Nut for stud ... ..	2	ES2, 19SF	4
E5376	JY.69	Washer for stud ... ..	2	ES2, 19SF	3
16248	JY.72	Pillion footrest bar and lug pin ... ..	2	ES2, 19SF	8
16250	JY.74	Spring washer for pin ... ..	2	ES2, 19SF	2
16247	JY.73	Nut for pin ... ..	2	ES2, 19SF	4
H12/583	JY.76	Pillion footrest rubber, left- or right-hand ... ..	2	ES2, 19SF	3 0

PART No.	PLATE No.	DESCRIPTION	QTY.	USED ON	PRICE EACH
<b>MAGDYNO PARTS (LUCAS)</b>					£ s. d.
463121	—	Magdyno fibre gear wheel assembly ...	1	ES2, 19	16 10
200569	—	Slotted screw securing dynamo to magneto	1	ES2, 19	5
200290	—	Dynamo brushes (per set) ...	1	ES2, 19	3 0
463066	—	H.T. pick-up for magneto ...	1	ES2, 19	4 2
451260	—	H.T. pick-up carbon brush and spring	1	ES2, 19	11
460056	—	Strap with pin and roller securing dynamo to magneto ...	1	ES2, 19	2 5
460051	—	Contact breaker complete ...	1	ES2, 19	13 10
484098	—	Contact breaker points (per set) ...	1	ES2, 19	5 5
410600	—	Screwed bush for H.T. pick-up ...	1	ES2, 19	11
460061	—	Contact breaker cover ...	1	ES2, 19	1 2
200354	—	Dynamo bakelite end cover with screw ...	1	ES2, 19	3 11
454495	—	Steel pinion driven for dynamo ...	1	ES2, 19	5 1
(See magdyno driving parts and fittings for sprockets.)					

**HEADLAMP AND FITTINGS**

50951	—	Headlamp with switch and ammeter ...	1	ES2, 19	5 2 6
553248	—	Headlamp rim ...	1	ES2, 19	12 6
553925	—	Headlamp reflector and glass ...	1	ES2, 19	14 6
36084	—	Ammeter ...	1	ES2, 19	8 9
351567	—	Switch lever and screw ...	1	ES2, 19	3 0
308312	—	Headlamp panel with switch and ammeter	1	ES2, 19	1 13 0
18732	—	Dipper switch ...	1	ES2, 19	6 6
18733	—	Dipper switch mounting rubber ...	1	ES2, 19	6
18734	—	Dipper switch fixing screws ...	2	ES2, 19	3
12201	—	Headlamp fixing bolt ...	2	ES2, 19	8

**STOP LAMP AND FITTINGS**

53269A	—	Stop lamp complete ...	1	ES2, 19	1 5 0
573819	—	Stop lamp cover ...	1	ES2, 19	7 0
572072	—	Stop lamp cover fixing bolt ...	2	ES2, 19	6
166014	—	Stop lamp cover fixing bolt nut ...	2	ES2, 19	3
185036	—	Stop lamp cover fixing bolt washer ...	2	ES2, 19	2
312818	—	Stop lamp switch ...	1	ES2, 19	4 6
17005	—	Stop lamp switch spring ...	1	ES2, 19	9
17007	—	Stop lamp switch bracket ...	1	ES2, 19	2 6
17008	—	Stop lamp switch bracket ...	1	ES2, 19	2 6
14468	—	Stop lamp switch fixing bolt ...	2	ES2, 19	6
E3229	—	Stop lamp switch fixing bolt nut ...	2	ES2, 19	4
E5379	—	Stop lamp switch fixing bolt washer ...	2	ES2, 19	3
18721	—	Rear mudguard reflector ...	1	ES2, 19	3 0

**VOLTAGE REGULATOR AND FITTINGS**

37097	—	Voltage regulator ...	1	ES2, 19	1 19 0
12342	—	Voltage regulator fixing pin ...	2	ES2, 19	5
E3222	—	Voltage regulator fixing pin nut ...	2	ES2, 19	4
E5375	—	Voltage regulator fixing washer ...	2	ES2, 19	3

**ELECTRIC HORN AND FITTINGS**

069343	—	Electric horn with bracket ...	1	ES2, 19	1 15 8
701686	—	Electric horn bracket ...	1	ES2, 19	3 4
13299	JX.56	Electric horn bracket fixing bolt to frame	1	ES2, 19	6
18278	—	Electric horn button ...	1	ES2, 19	5 9

**TOOLS**

A2/561	—	Tyre inflator with connection ...	1	ES2, 19	8 0
A2/562	—	Tyre inflator connection ...	1	ES2, 19	3 6
A3/563	—	Tool-roll complete with tools ...	1	ES2, 19	2 17 6
A2/563	—	Double-ended spanner, $\frac{3}{8}$ in. and $\frac{1}{2}$ in.	1	ES2, 19	2 0
A2/566	—	Double-ended spanner, $\frac{1}{2}$ in. and $\frac{3}{4}$ in.	1	ES2, 19	2 8
A2/567	—	Screw driver ...	1	ES2, 19	2 6
C3/568	—	Push rod adjusting spanners (per pair) ...	1	ES2, 19	2 0

PART No.	PLATE No.	DESCRIPTION	QTY.	USED ON	PRICE EACH
<b>TOOLS—cont.</b>					£ s. d.
A2/570	—	Wheel nut box spanner ... ..	1	ES2, 19	2 0
A3/571	—	Sparking plug spanner ... ..	1	ES2, 19	4 0
A2/573	—	Tyre lever ... ..	1	ES2, 19	2 0
A2/574	—	Wheel spindle spanner ... ..	1	ES2, 19	2 8
A2/275	—	Grease gun ... ..	1	ES2, 19	15 0
A2/576	—	Gearbox top nut spanner ... ..	1	ES2, 19	5 0
A2/578	—	Single-ended spanner, ½in. ... ..	1	ES2, 19	1 0
A3/579	—	Exhaust pipe "C" spanner ... ..	1	ES2, 19	3 0
A2/581	—	Tommy bar ... ..	1	ES2, 19	1 0
B2/682	—	Front fork crown and column locknut spanner ... ..	1	ES2, 19	2 6
B2/683	—	Front fork filler plug and head adjuster nut spanner ... ..	1	ES2, 19	3 0
B2/684	—	Front fork main tube top bush locking spanner ... ..	1	ES2, 19	2 0
B2/685	—	Pull through for road holder fork ... ..	1	ES2, 19	7 6

**LEGSHIELDS AND FITTINGS**

A2/589	—	Legshields and fittings complete (per set)	1	ES2, 19	2 13 4
A2/590	—	Legshield blade, left-hand ... ..	1	ES2, 19	14 8
A2/591	—	Legshield blade, right-hand ... ..	1	ES2, 19	14 8
A2/592	—	Legshield blade bracket, left or right-hand	2	ES2, 19	1 0
A2/593	—	Legshield blade bracket back plate ... ..	1	ES2, 19	8
12342	—	Legshield blade bracket pin ... ..	1	ES2, 19	5
E3222	—	Legshield blade bracket pin nut ... ..	1	ES2, 19	4
A2/595	—	Legshield tank attachment bracket ... ..	1	ES2, 19	2 8
A2/596	—	Legshield tank attachment bracket, right-hand ... ..	1	ES2, 19	2 8
A2/597	—	Petrol tank front rubber ... ..	1	ES2, 19	6
A2/598	—	Legshield top securing rod ... ..	1	ES2, 19	2 0
A2/599	—	Legshield bottom securing rod ... ..	1	ES2, 19	2 0
E3226	—	Legshield securing rod nut ... ..	1	ES2, 19	4
A2/600	—	Legshield blade bracket distance tube, 3½in.	1	ES2, 19	8
A2/601	—	Tank bracket distance tube, 13½in. ... ..	1	ES2, 19	1 4
A2/602	—	Legshield blade tank bracket distance tube, 17½in. ... ..	1	ES2, 19	4
A2/603	—	Legshield bottom, left-hand distance tube, 5½in. ... ..	1	ES2, 19	8
A2/604	—	Legshield bottom, right-hand distance tube, 6½in. ... ..	1	ES2, 19	8

**TRANSFERS**

A2/866	—	Petrol tank name transfer for top panel ... ..	1	ES2, 19	1 2
A2/867	—	Front chaincase transfer ... ..	1	ES2, 19	1 2
A2/868	—	Oil tank transfer (minimum oil level) ... ..	1	ES2, 19	1 2
A2/869	—	Rear mudguard transfer ... ..	1	ES2, 19	1 2
(Please Note.—Panels, red and black lines cannot be supplied. These are painted by hand.)					

**RUBBER CABLE CLIPS**

Size "A"	—	For clutch, air throttle, mag. cables and headlamp cable harness to top frame tube ... ..	1	—	4
Size "D"	—	For tail lamp lead ... ..	1	—	4
Size "S"	—	For speedometer cable battery lead ... ..	1	—	4